

2026

SUNDANCER 370



Sea Ray *SR*

LIVE THE LEGACY

The Sundancer® 370 is the embodiment of elegance, athleticism and sophistication. Conversation flows naturally in multiple spaces throughout the boat, expertly crafted for comfort. Perfect for day trips or weekend stays, the stylish and expansive cabin is luxuriously appointed. In addition, the Sundancer 370 presents a multitude of next-generation technologies and upscale amenities that deliver an exceptional on-water experience. It's also available in a coupe model offering a hardtop with a full windshield and electrically actuated windows.





2026 SUNDANCER 370

Sea Ray

STANDARD SPECIFICATIONS



STANDARD PROPULSION

Twin Mercury® MerCruiser® 8.2L MAG HO ECT Bravo Three X® SeaCore® with Joystick Piloting & DTS (T-430 hp / 321 kW)



CRUISING SPEED

36–38 mph / 58–61 kph



WIDE OPEN THROTTLE (WOT)

42–44 mph / 68–71 kph



FUEL CAPACITY

250 gal / 946 L



RANGE

135 mi / 217 km (cruising speed)
132 mi / 212 km (WOT)



LENGTH OVERALL

37'8" / 11.48 m with anchor



BEAM

12'0" / 3.66 m



BRIDGE CLEARANCE

10'8" / 3.25 m without radar
12'4" / 3.76 m with radar



DRAFT

42" / 107 cm (sterndrives down)
31" / 79 cm (sterndrives up)



DRY WEIGHT

20,800 lb / 9,435 kg



WATER READY WEIGHT

23,675 lb / 10,739 kg (fully optioned)



DEADRISE

20°



WATER CAPACITY

46 gal / 174 L



HOLDING TANK

30 gal / 114 L



YACHT CERTIFIED



SLEEPS FOUR



1) Speed determined by GPS. Fuel consumption based on total usage by engines. MPG computed from MPH and GPH. Range based on 90% of total fuel capacity.

2) The performance data shown is valid only for the specific boat tested and the conditions that existed when the test was performed. Many factors may affect performance, including but not limited to, installation of certain options; vessel loading and trim; weather and sea conditions; and engine, propeller, and hull bottom conditions. Sea Ray makes no guarantee whatsoever that this performance will be repeated on this boat at a later date and/or at any time on a similarly equipped boat.

AT A GLANCE

A FIBERGLASS HARDTOP
The fiberglass hardtop offers protection from the elements while letting in breezes. It's also available with an optional opening panoramic skylight.

B PORT-SIDE WALKTHROUGH
A gas-assisted door makes transitioning from the cockpit to the bow effortless.

C VERSATILE BOW
The bow features C-shaped seating with foldable armrests. Add an optional teak table to convert it to a dining space or an optional filler cushion to create a sun lounge.

D CONVENIENT STORAGE
Ample storage is located throughout the boat, including a compartment for the windlass, anchor chain and rope.

E CABIN WINDOWS
Hull-side windows filter natural light into the cabin below. The cabin sleeps four and is beautifully furnished for an oasis-like retreat on the waves.



AT A GLANCE

A INNOVATIVE TECHNOLOGY
Personalize your boat with a variety of electronics upgrades including an optional Simrad® HALO24 radar and optional SiriusXM® Marine Weather satellite receiver and antenna.

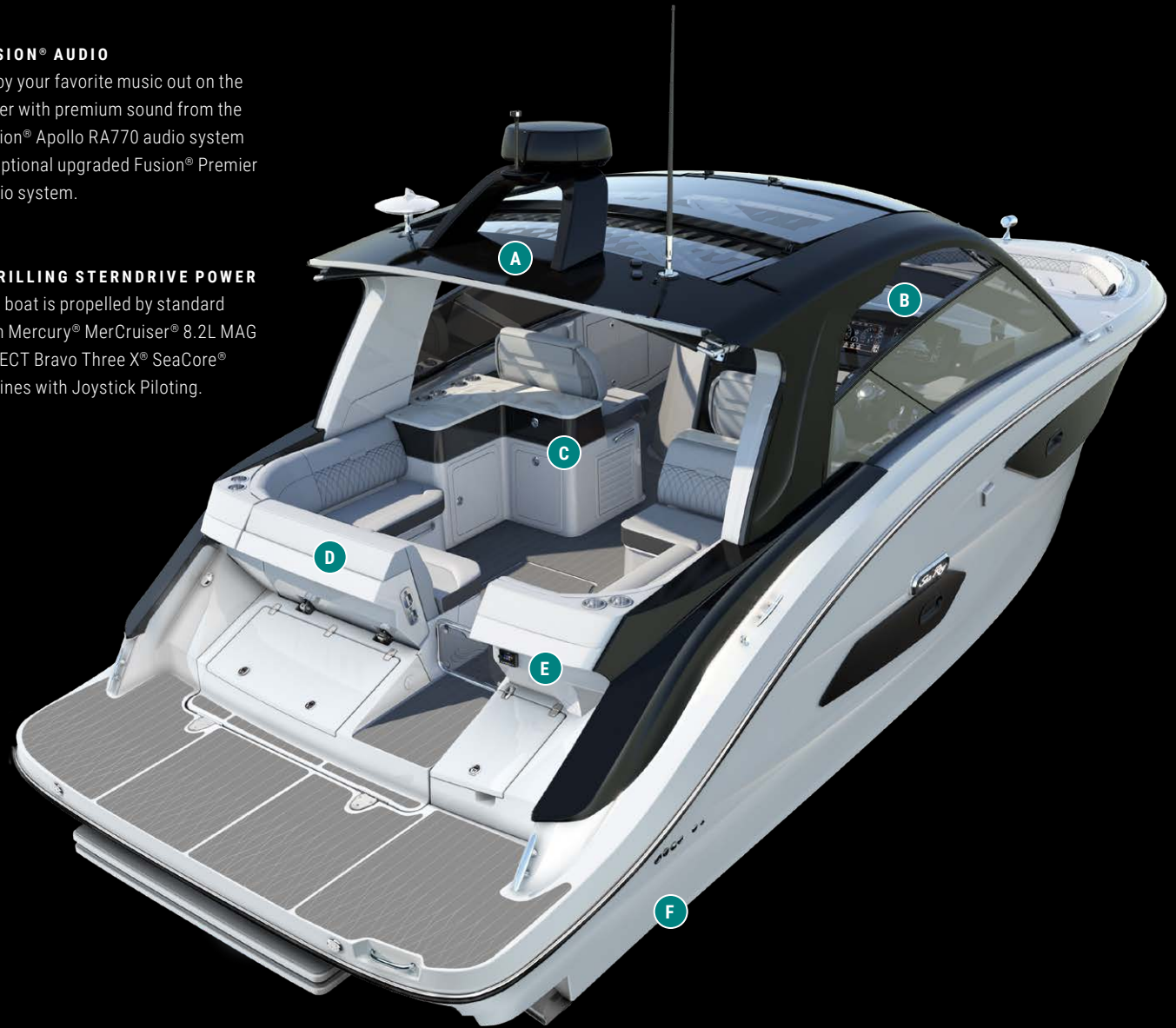
B DUAL DIGITAL DASH
The helm is equipped with a Digital Dash for confident command offering dual 16" Simrad® NSO evo3 touchscreen displays with Active Trim control & monitoring.

C MADE FOR ENTERTAINING
With plenty of seating, the cockpit features a wet bar and teak port table. Options include a Kenyon grill, refrigerator and teak starboard table.

D THREE-POSITION TRANSOM SEAT
The convertible transom seat easily transitions from a hard-back surface to an aft-facing seat. Add an optional filler cushion to create an expansive sunpad.

E FUSION® AUDIO
Enjoy your favorite music out on the water with premium sound from the Fusion® Apollo RA770 audio system or optional upgraded Fusion® Premier audio system.

F THRILLING STERNDRIVE POWER
The boat is propelled by standard twin Mercury® MerCruiser® 8.2L MAG HO ECT Bravo Three X® SeaCore® engines with Joystick Piloting.








COLORS & MATERIALS

EXTERIOR COLOR SCHEMES



Arctic White (standard)



Onyx Black



Horizon



Sea Ray Blue



Quantum Blue



Kingfisher Teal



FULL HULL



HULL SIDE

*Painted hull side upgrade available
Hull bottom available in Arctic White only*



BOOT STRIPE

Available in Arctic White, Onyx Black or Horizon only



BLACK PAINTED HARDTOP

Optional

VINYL UPHOLSTERY COLORS



Ivory (standard)
White base with brown accents




Dune
Tan base with brown accents



Stone
Light gray base with gray accents

CANVAS




Sunbrella® Black



Corian® White Onyx

WET BAR

BOW & COCKPIT FLOORING



Non-skid fiberglass (standard)



SeaDek® – Dune



SeaDek® – Moonrock




Infinity woven vinyl – Brown



Infinity woven vinyl – Gray

SWIM PLATFORM FLOORING



Non-skid fiberglass (standard)



SeaDek® – Dune



SeaDek® – Moonrock


DRIFTWOOD PACKAGE

Standard




GALLEY CABINETS

Driftwood




GALLEY COUNTERTOP

Corian® Bisque



CABIN FLOORING

Titan Greige



CABIN ACCENT VINYL

Seaside Pebble



CABIN ACCENT FABRIC

R-Bond Linen




CABIN SEATING

R-Bond Linen



SHOWER FLOORING

Limestone tile



SHOWER BENCH

Arctic White fiberglass




HEAD FLOORING

Limestone tile



HEAD BACKSPLASH

Oyster Greige




HEAD COUNTERTOP

Corian® Bisque

ARBOR PACKAGE

Upgrade



GALLEY CABINETS

Arbor



GALLEY COUNTERTOP

Corian® White Onyx



CABIN FLOORING

Nordic Maple



CABIN ACCENT VINYL

Ultraleather® Beacon



CABIN ACCENT FABRIC

Chlewich Bamboo Smoke



CABIN SEATING

Vista Metallic



ACCENT PILLOWS

Coastal Sunset



DUVET & PILLOWS

Maldives Silver




SHOWER FLOORING & BENCH

Teak




HEAD FLOORING

Bluetooth Charcoal tile



HEAD BACKSPLASH

Bati Orient Black tile



HEAD COUNTERTOP

Corian® Cosmos Prima

Individual package features cannot be substituted.

STANDARD FEATURES

BOW & COCKPIT

- Cup holders, stainless steel (17)
- Floor liner, fiberglass
- Lighting, LED (courtesy)
- Outlets, 12V accessory (helm & transom) – 2
- Outlets, 120V GFCI
- Outlets, USB-A & USB-C dual port (11)
- Pullout sprayer (transom)
- Self-bailing cockpit
- Table, teak (port cockpit)

DOORS

- Bow walkthrough with hinged gas-assisted windshield door & hinged fiberglass block-off door
- Cabin entry door, sliding lockable
- Day hatch for bilge access, gas-assisted
- Engine room hatch, electrically actuated with emergency pull handle & prop rod
- Transom door, acrylic with stainless steel frame & hardware

SEATING

- Bow seating, C-shaped with foldable armrests
- Cockpit social area
 - Aft L-shaped bench seating
 - Opposing starboard L-shaped bench seating
- Helm bench seat with slider & flip-up bolster
- Port companion bench seat with flip-up bolster
- Sunpad (converts from transom wall with convertible backrest)

STORAGE

- Bow storage (under seating)
- Cockpit storage (under seating)
- Side panel tubs with teak inlays, cup holders, USB chargers & speakers (bow & cockpit)

WET BAR

- Countertop, solid surface
- Handrail, stainless steel
- Outlet, 120V GFCI
- Sink, stainless steel with hot & cold faucet
- Trash receptacle, pull-out

HULL & DECK

- Cleats, stainless steel through-bolted (10") – 8
- Curtains (aft & side) with tonneau cover & canvas storage bag
- Deck fill plates, stainless steel
- Eyes, stainless steel (bow & stern)
- Handrails, stainless steel (bow & cockpit)
- Hardtop, fiberglass
- Horn, stainless steel
- Hull windows, acrylic
- Light, foldable (stern)
- Lights, navigation (stainless steel) – integrated into deck
- Rub rail, PVC with stainless steel insert
- Sea Ray badge, illuminated (hull)
- Stringer system, fiberglass
- Swim platform, integral with undermount stainless steel four-step swim ladder & grab handle
- Thru-hull fittings, stainless steel
- Windlass with rope, chain & galvanized anchor
- Windshield, tempered tinted curved glass with single forward pane

- Windshield washer system
- Windshield wiper (starboard)

STORAGE

- Storage for dock lines & gear (transom wall)

CABIN

- Interior materials: Driftwood Package
- Lighting, LED (courtesy & accent)
- Steps with aluminum frame & teak treads (cabin entry)

GALLEY

- Countertop, solid surface
- Microwave
- Outlet, 120V GFCI
- Refrigerator, dual-voltage
- Sink, stainless steel with faucet
- Storage cabinets, upper
- Trash receptacle, pull-out

HEAD

- Door, lockable with full-length mirror
- Exhaust vent, 12V
- Flooring, tile
- Full fiberglass enclosure
- Lighting, LED (courtesy)
- Medicine cabinet
- Outlet, 120V GFCI
- Shower with acrylic door, teak bench & teak floor
- Sink, vessel with faucet
- Toilet paper holder
- Towel holder
- VacuFlush® head with holding tank
- Vanity with solid surface countertop & storage
- Window, ventilation

MID-BERTH

- Carbon monoxide monitor
- Outlet, 12V accessory
- Outlet, 120V GFCI
- Outlets, USB-A & USB-C dual port (2)
- Seating, U-shaped (converts into 82" x 52" sleeper for 2 with bedding)
- Storage cabinets & lockers with shelves

SALON / V-BERTH

- Carbon monoxide monitor
- Locker, hanging
- Outlet, 12V accessory
- Outlet, 120V GFCI
- Outlets, USB-A & USB-C dual port (2)
- Seating, L-shaped (backrest converts into 88" x 72" sleeper for 2 with bedding)
- Shades, pleated (hull windows)
- TV, smart

TECHNICAL

ELECTRICAL

- Battery charger, 12V onboard
- Battery switches, remote
- Electrical system, 120V 60Hz
- Fuse block
- Generator, gas (7.5 kW)
- Isolator, galvanic
- Main distribution panel, AC/DC with voltage & current meters
- Mercury Marine® MerCathode® corrosion protection system
- Shorepower, 120V 60A with 50' cord

FUSION® AUDIO SYSTEM

- Apollo™ RA770 AM/FM stereo (helm)
 - Apollo™ Series amplifier, 4-channel (1200W)
 - Bluetooth™
 - Digital Signal Processing (DSP)
 - SRX400 remote unit (cabin)
 - Wi-Fi audio streaming with Apple AirPlay® 2
 - XS Series speakers (6.5") – 3 pairs

HELM

- Alarm, high water
- Digital Dash, dual (16")
 - Active Trim control & monitoring
 - Chartplotter with preloaded charts (North America only)
 - CZone® digital switching
 - Mercury Marine® VesselView® Link
 - MicroSD card readers for updating charts (2)
 - OP50 remote control for displays
 - Simrad® NSO evo3 (16") touchscreen displays (2)
 - Transducer with depth, water temperature & fishfinder
- Mercury Marine® Joystick Piloting for Sterndrives
- Mercury Marine® SmartCraft® Digital Throttle & Shift (DTS)
 - Active Trim speed-based automatic engine trim system with integrated GPS
 - Engine start / stop
- Mercury Marine® VesselView® Mobile
- Parallel start system with battery parallel
- Simrad® RS100 VHF radio
- Steering, power-assisted with Isotta Pachu tilt wheel
- Switch panel with illuminated weatherproof stainless steel switches
- Tilt & trim, power

MECHANICAL

AIR CONDITIONING & HEATING

- A/C & heating (cockpit: 16,000 BTU; cabin: 12,000 BTU)

BILGE

- Bilge lighting, 12V
- Bilge pump, 1100 GPH 12V automatic high-water (mid-ship)
- Bilge pumps, 1700 GPH 12V automatic (aft)
- Bilge storage, finished (aft)
- Blower, 12V
- Fire suppression system, automatic with manual override
- Sump box with automatic pump (mid-ship) for shower
- Vents, integral

FUEL SYSTEM

- Evaporative emissions fuel system
- Fuel lines, USCG compliant
- Fuel tank with anti-siphon valve & electric sending unit

UNDERWATER GEAR

- Propellers, stainless steel
- Variable Running Surface (trim tabs)

WASTE SYSTEM

- Holding tank level indicator (main distribution panel)
- Holding tank with dockside pump-out, 25 gal

WATER SYSTEM

- Bow washdown
- Freshwater spigot
- Shower, hot & cold (transom)
- Water heater, 6 gal
- Water inlet, dockside
- Water pressure system with 12V pump & filtration
- Water tank, 46 gal

OPTIONS & ACCESSORIES

BOW & COCKPIT

- Filler cushion (bow)
- Filler cushions (cockpit – 2)
 - starboard teak table required
- Flooring, Infinity Luxury Woven Vinyl™ (snap-in)
- Flooring, SeaDek® (glue-down)
- Kenyon grill (wet bar)
- Refrigerator, dual-voltage (wet bar)
- Table, teak (bow)
- Table, teak (starboard cockpit)
- TV, smart (cockpit)

HULL & DECK

- All-chain option for windlass
- Anchor, stainless steel
- Coupe enclosure (adds 100 lb / 45.36 kg)
 - Curtains (aft) with tonneau cover & canvas storage bag
 - Windows, full (port & starboard) with electric opening vents

- Fender clips, quick connect (4)
- Flagpole with base & U.S. flag
- Swim platform flooring, SeaDek® (glue-down)
- Swim platform with automated undermount submersible step
- Windshield defroster (required with coupe enclosure)

TOPS & CANVAS

- Hardtop, fiberglass with forward glass & pop-up vent, aft glass, & opening panoramic skylight
- Sunshade, automated extended SureShade® for fiberglass hardtop (aft)
- Sunshade, manual with poles (bow seating)

CABIN

- Interior materials: Arbor Package
- Ottoman/table, convertible
- Portlights, opening (mid-berth)

TECHNICAL

ELECTRICAL

- Electrical system, 220V 50Hz
- Inverter, 12V

ELECTRONICS

- 1st Mate™ Marine Safety & Security System (North America only)
- Glomex TV antenna
- Simrad® HALO24 radar
- SiriusXM® Marine Weather satellite receiver & antenna (North America only; subscription required)
- SiriusXM® satellite receiver (North America only; subscription required)
- TV, smart (mid-berth)

FUSION® PREMIER AUDIO SYSTEM UPGRADE

- Apollo™ RA770 AM/FM stereo (helm)
 - Apollo™ Series amplifier, 8-channel (2400W)
 - Apollo™ Series monoblock amplifier for subwoofer (2000W)
 - Bluetooth™
 - Digital Signal Processing (DSP)
 - ERX400 remote units (bow & transom) – 2
 - Apollo™ Series speakers (7") – 3 pairs
 - Apollo™ Series subwoofer (12")
 - Signature Series tweeters – 1 pair
 - Wi-Fi audio streaming with Apple AirPlay® 2
- Apollo™ SRX400 AM/FM stereo (salon/ V-berth)
 - Bluetooth™
 - Digital Signal Processing (DSP)
 - Apollo™ Series speakers (6.5") – 1 pair
 - Wi-Fi audio streaming with Apple AirPlay® 2
- Panel-Stereo, all-in-one AM/FM with Bluetooth™ (mid-berth)

HELM

- HS40 wireless handset for Simrad® RS100 VHF radio

LIGHTING

- Key fob controller for battery switches & courtesy lighting
- LED color-changing & white accent lighting package
 - Lighting for bow, cockpit, hardtop & hull side vents
 - Underwater thru-hull (4 lights)
- Lights, docking
- Spotlight, remote controlled

MECHANICAL

UNDERWATER GEAR

- Bow thruster
- Dynamic Running Surface™ (trim tabs that automatically optimize running attitude & trim, delivering stability & performance)

WASTE SYSTEM

- Gray water system
- Macerator with seacock interlock system

INTERNATIONAL SYSTEMS

- CE certification
Some features and options may not be available when a boat is built for regions outside North America and/or has CE certification. Boats ordered with 220V 50Hz electrical systems will have the appropriate appliances in the corresponding voltage.

LAYOUTS



DECK / COCKPIT



CABIN
Seating configuration



CABIN
Sleeper configuration



AT SEA RAY, WE BELIEVE THAT RICHER MOMENTS ON THE
WATER LEAD TO A RICHER LIFE. THAT'S WHY EVERYTHING
WE DO IS DESIGNED TO MAKE EACH MOMENT EXCEPTIONAL.

05292025

© 2025 Sea Ray Boats | 800 South Gay Street, Suite 1500, Knoxville, TN 37929 | searay.com

Features, options and specifications are subject to change and may vary for different model years. Some accessories may not be available (a) as standard features or upgradeable options, or (b) when a boat is built for regions outside of North America and/or has CE certification. Confirm specifications and availability of features and options with an authorized Sea Ray dealer.

