

2025



SPX 190

Sea Ray 

THE ULTIMATE IN FUN

Attracting attention out on the water, the SPX® 190 boasts a head-turning design plus impressive power, enhanced technologies and an abundance of inviting standard amenities. The vessel provides exceptional access to aquatic entertainment with a spacious cockpit, an intuitive helm equipped for simplified captaining and features like a large in-floor storage compartment that makes accessing gear easy. Promising endless excitement, the SPX 190 delivers the ultimate in fun.





2025 SPX 190

Sea Ray

STANDARD SPECIFICATIONS



STANDARD PROPULSION

Mercury® MerCruiser® 4.5L MPI ECT
Alpha One® (200 hp / 149 kW)



RANGE

90 mi / 145 km (cruising speed)
65 mi / 105 km (WOT)



DRAFT

36" / 91 cm (sterndrive down)
18" / 46 cm (sterndrive up)



CAPACITY

10 people / 1,550 lb / 703 kg
Maximum: 1,650 lb / 748 kg



CRUISING SPEED

30–31 mph / 48–50 kph



LENGTH OVERALL

19'7" / 5.97 m



DRY WEIGHT

3,527 lb / 1,600 kg



WIDE OPEN THROTTLE (WOT)

44–46 mph / 71–74 kph



BEAM

8'4" / 2.54 m



WATER READY WEIGHT

3,782 lb / 1,715 kg (fully optioned)



FUEL CAPACITY

29 gal / 110 L



BRIDGE CLEARANCE

4'4" / 1.32 m without tower
7'3" / 2.21 m with tower (optional)



DEADRISE

19°



- 1) Speed determined by GPS. Fuel consumption based on total usage by engines. MPG computed from MPH and GPH. Range based on 90% of total fuel capacity.
- 2) The performance data shown is valid only for the specific boat tested and the conditions that existed when the test was performed. Many factors may affect performance, including but not limited to, installation of certain options; vessel loading and trim; weather and sea conditions; and engine, propeller, and hull bottom conditions. Sea Ray makes no performance guarantees.

AT A GLANCE

A VERSATILE BOW
The bow offers U-shaped seating with room to kick back. Choose the Comfort Bundle to convert the space into a sunpad with a bow filler cushion and block-off backrest.

B PORT COMPANION SEAT
The port companion seat features a convertible backrest that transforms it from a forward-facing seat to an aft-facing lounger.

C COCKPIT SEATING
Delivering maximum comfort, the cockpit showcases luxurious seating with a quilted upholstery pattern and L-shaped bench seating optimized for space.

D ELEVATED WINDSHIELD DESIGN
The cockpit has been enhanced with sophisticated yet practical details, such as a curved windshield designed for improved visibility.

E OPTIMIZED STORAGE
Integrated storage optimized for space has been incorporated throughout the boat.



AT A GLANCE


A CONFIDENT CONTROL
Presenting simplified captaining, the helm is equipped with a Digital Dash, including a 7" Simrad® NSX® touchscreen display and Mercury® SmartCraft® Connect for intuitive engine monitoring.

B FUSION® AUDIO
Set the mood for a wonderful day out on the waves with premium sound from the Fusion® stereo, or select the Entertainment Bundle for a Fusion® Premier audio system.

C PLUSH SUNPAD
The transom sunpad offers an inviting place to relax whether lounging in the sun or taking in the sights along the water.

D SWIM PLATFORM
The water is easily accessible from the swim platform with an optional manual submersible step.

E STERNDRIVE POWER
The boat is propelled by a standard Mercury® MerCruiser® 4.5L MPI ECT Alpha One® engine.






2025 SPX 190

Sea Ray®



COLORS & MATERIALS

EXTERIOR COLOR SCHEMES



Arctic White (standard)



Onyx Black



Horizon



Sea Ray Blue



Rally Red



FULL HULL



HULL SIDE

Hull bottom available in Arctic White or Onyx Black only

VINYL UPHOLSTERY COLORS




Dune (standard)
Tan base with black accents




Stone
Gray base with black accents

CANVAS



Sunbrella® Black

BOW & COCKPIT FLOORING



Non-skid fiberglass (standard)



SeaDek® – Dune



SeaDek® – Moonrock




Infinity woven vinyl – Brown



Infinity woven vinyl – Gray

SWIM PLATFORM FLOORING



Non-skid fiberglass (standard)



SeaDek® – Dune



SeaDek® – Moonrock

STANDARD FEATURES

BOW & COCKPIT

- Cup holders, stainless steel (8)
- Floor liner, fiberglass
- Lighting, LED (courtesy)
- Outlet, 12V accessory (helm)
- Outlets, USB-A & USB-C dual port (3)
- Vinyl, marine grade with mildew & UV protection

DOORS

- Hatch for bilge access, gas-assisted

SEATING

- Aft L-shaped bench seating with storage below
- Bow seating, U-shaped with removable cushions & storage below
- Cockpit social area with opposing seating & storage
- Helm bucket seat with swivel, slider & flip-up bolster
- Port companion seat with convertible backrest
- Sunpad

STORAGE

- Bow storage (under seating)
- Integrated cooler or dry storage, fiberglass with drain (under cockpit seating)
- Side panel tubs (cockpit)
- Storage, gas-assisted (cockpit floor)

HULL & DECK

- Cleats, stainless steel through-bolted (6") – 6
- Deck fill plate, stainless steel
- Drain plug, brass-threaded (garboard)
- Eyes, stainless steel (bow & stern)
- Handrails, stainless steel (bow & cockpit)
- Horn, built-in
- Light, removable (stern)
- Lights, navigation (stainless steel)
- Rub rail, PVC with stainless steel insert
- Ski tow eye, stainless steel (transom)
- Stringer system, fiberglass
- Swim platform, integral with concealed stainless steel four-step swim ladder & grab handle
- Thru-hull fittings, stainless steel
- Windshield, tempered tinted curved glass with walkthrough door

STORAGE

- Anchor storage
- Glove box, lockable (port console door)
- Storage (transom walkway floor)
- Transom storage for gear with gas-assisted fiberglass lid (under sunpad)

TECHNICAL

ELECTRICAL

- Battery switch, single
- Fuse block

FUSION® AUDIO SYSTEM

- AM/FM stereo (helm)
 - Bluetooth™
 - Digital Signal Processing (DSP)
 - Wi-Fi audio streaming with Apple AirPlay® 2
 - XS Series speakers (6.5") – 2 pairs

HELM

- Alarm, engine (oil & water)
- Digital Dash (7")
 - Chartplotter with preloaded charts (North America only)
 - Mercury Marine® SmartCraft® Connect
 - Simrad® NSX® 7" touchscreen display
 - Transducer with depth, water temperature & fishfinder
- Mercury Marine® throttle & shift
- Steering, power-assisted with tilt wheel
- Switch panel with illuminated weatherproof chrome switches
- Tilt & trim, power

MECHANICAL

BILGE

- Bilge pump, 1100 GPH 12V automatic (aft)
- Blower, 12V
- Insulated & gel-coated enclosure
- Oil filter, remote
- Vents, integral with water management system

FUEL SYSTEM

- Evaporative emissions fuel system
- Fuel lines, USCG compliant
- Fuel tank with anti-siphon valve & electric sending unit

UNDERWATER GEAR

- Propeller, aluminum

TRAILER

- Trailer, 5,000 lb capacity tandem-axle (painted)
 - Brakes, single-axle free-backing hydraulic surge disc
 - Tongue, swing-away with swivel tongue jack

OPTIONS & ACCESSORIES

PROPULSION

- Mercury® MerCruiser® 4.5L MPI ECT* Alpha One® (250 hp / 186 kW)

* *Non-catalyzed engines available for select international markets. Consult your local dealer for availability.*

BOW & COCKPIT

- Flooring, Infinity Luxury Woven Vinyl™ (snap-in)
- Flooring, SeaDek® (glue-down)

HULL & DECK

- Swim platform with manual submersible step

TOPS & CANVAS

- Bimini top & boot with stainless steel ball & socket
- Mooring cover – black
- Watersports tower, manual with integrated Bimini top

TECHNICAL

ELECTRICAL

- Battery switch, dual

MECHANICAL

BILGE

- Fire suppression system, automatic with manual override

TRAILERS

- Trailer, 5,000 lb capacity tandem-axle (galvanized)
 - Brakes, single-axle free-backing hydraulic surge disc
 - Tongue, swing-away with swivel tongue jack
- Trailer, 5,000 lb capacity tandem-axle (painted)
 - Brakes, tandem-axle free-backing hydraulic surge disc
 - Tongue, swing-away with swivel tongue jack
- Trailer, 5,000 lb capacity tandem-axle (galvanized)
 - Brakes, tandem-axle free-backing hydraulic surge disc
 - Tongue, swing-away with swivel tongue jack

BUNDLES

COMFORT BUNDLE

- Bow block-off backrest
- Filler cushion (bow)

ENTERTAINMENT BUNDLE

FUSION® PREMIER AUDIO SYSTEM UPGRADE

- Apollo™ SRX400 AM/FM stereo (helm)
 - Apollo™ Series amplifier, 5-channel (1600W)
 - Bluetooth™
 - Digital Signal Processing (DSP)
 - Signature Series speakers (6.5") – 2 pairs
 - Signature Series subwoofer (10")
 - Wi-Fi audio streaming with Apple AirPlay® 2

LIGHTING


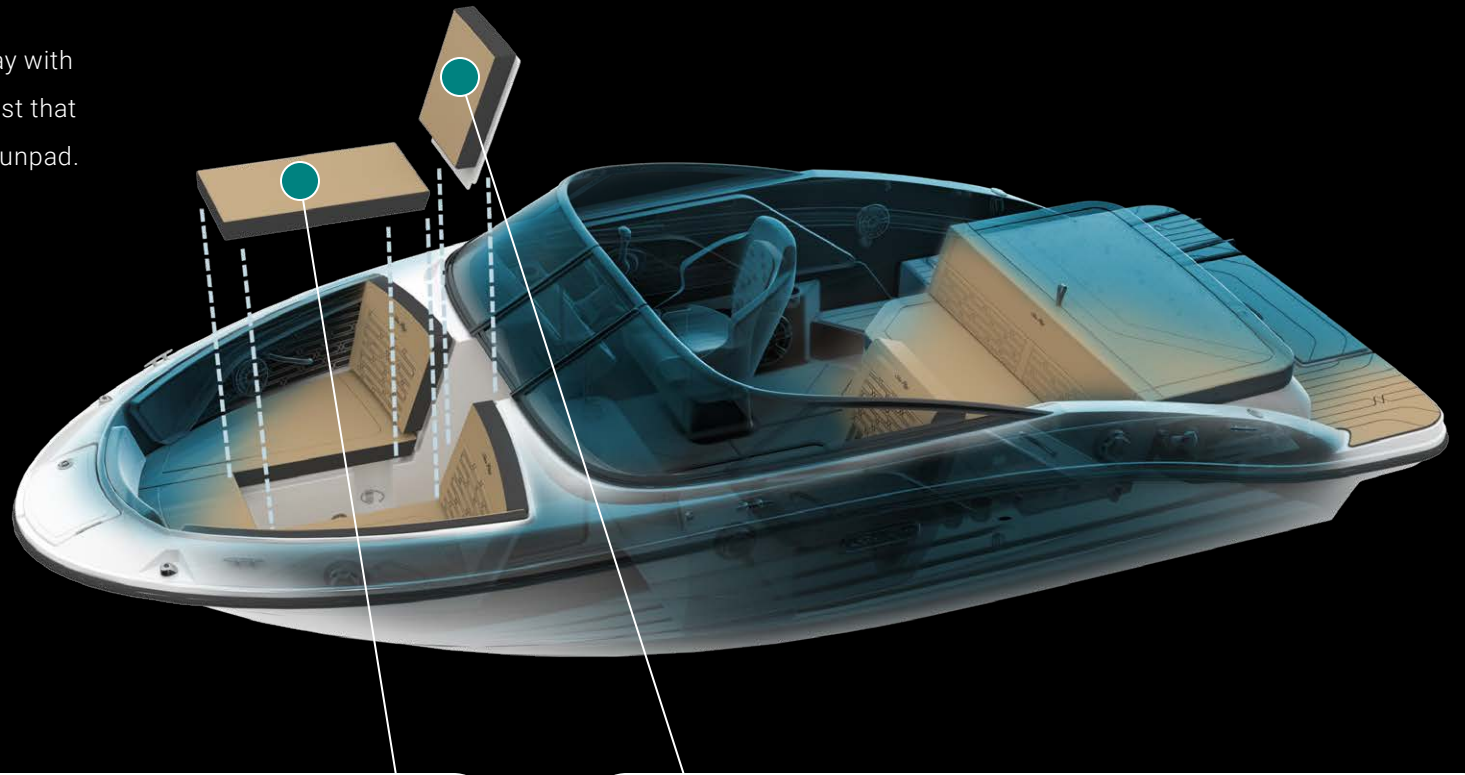
- Lighting package, LED – blue

ESSENTIALS BUNDLE

- Cockpit & tonneau covers
- Fender clips, quick connect (4)
- Swim platform flooring, SeaDek® (glue-down)

COMFORT BUNDLE

Add a touch of luxury to your Sea Ray with a filler cushion and block-off backrest that convert the bow into an expansive sunpad.



Bow filler cushion



Bow filler cushion and block-off backrest

ENTERTAINMENT BUNDLE

Elevate your experience on the water with the next level in marine audio entertainment from Fusion® and blue LED accent lighting.



Fusion® Premier Audio system with Apollo™ SRX400 stereo

Blue LED lighting package



Signature Series transom speaker



Signature Series subwoofer




Signature Series bow speaker

ESSENTIALS BUNDLE

For a superior boating experience, elevate your Sea Ray with some of the most popular accessories requested by boaters.

Cockpit and tonneau covers



Quick connect fender clips



SeaDek® swim platform flooring

LAYOUT



DECK / COCKPIT



AT SEA RAY, WE BELIEVE THAT RICHER MOMENTS ON THE
WATER LEAD TO A RICHER LIFE. THAT'S WHY EVERYTHING
WE DO IS DESIGNED TO MAKE EACH MOMENT EXCEPTIONAL.

05172024

© 2024 Sea Ray Boats | 800 South Gay Street, Suite 1500, Knoxville, TN 37929 | searay.com

Features, options and specifications are subject to change and may vary for different model years. Some accessories may not be available (a) as standard features or upgradeable options, or (b) when a boat is built for regions outside of North America and/or has CE certification. Confirm specifications and availability of features and options with an authorized Sea Ray dealer.

