

2026



SLX 280

Sea Ray 



## *HEAD-TURNING ELEGANCE*

---

The stylish SLX® 280 showcases a modern, athletic design along with powerful propulsion and innovative amenities that deliver a superior boating experience. With more room, improved seating and seamless storage, the SLX 280 is luxuriously outfitted for any adventure with friends and family. The U-shaped bow creates a spot for socializing, the optional next-generation Power Tower provides sun coverage, and the expanded cockpit features plush, inviting comforts. Everything aboard the SLX 280 is optimized for space and function, so you can focus on fun.





2026 SLX 280

*Sea Ray*



# STANDARD SPECIFICATIONS



## STANDARD PROPULSION

Mercury® MerCruiser® 6.2L MPI ECT  
Bravo Three® with DTS (350 hp / 261 kW)



## CRUISING SPEED

24–26 mph / 39–42 kph



## WIDE OPEN THROTTLE (WOT)

42–44 mph / 68–71 kph



## FUEL CAPACITY

117 gal / 443 L



## RANGE

232 mi / 373 km (cruising speed)  
170 mi / 274 km (WOT)



## LENGTH OVERALL

28'8" / 8.74 m without anchor  
30'2" / 9.19 m with anchor



## BEAM

9'0" / 2.74 m



## BRIDGE CLEARANCE

5'5" / 1.65 m without tower  
8'7" / 2.62 m with tower (optional)



## DRAFT

41" / 104 cm (sterndrive down)  
25" / 64 cm (sterndrive up)



## DRY WEIGHT

8,378 lb / 3,800 kg



## WATER READY WEIGHT

10,111 lb / 4,586 kg (fully optioned)



## DEADRISE

21°



## WATER CAPACITY

20 gal / 76 L (requires  
Water System Bundle)



## HOLDING TANK

10 gal / 38 L (requires  
Water System Bundle)



## YACHT CERTIFIED



1) Speed determined by GPS. Fuel consumption based on total usage by engines. MPG computed from MPH and GPH. Range based on 90% of total fuel capacity.

2) The performance data shown is valid only for the specific boat tested and the conditions that existed when the test was performed. Many factors may affect performance, including but not limited to, installation of certain options; vessel loading and trim; weather and sea conditions; and engine, propeller, and hull bottom conditions. Sea Ray makes no guarantee whatsoever that this performance will be repeated on this boat at a later date and/or at any time on a similarly equipped boat.

## AT A GLANCE

**A POWER TOWER**  
The optional next-generation Power Tower with an extendable sunshade delivers sun coverage with style.

**B EXPANDED COCKPIT**  
Designed for luxury, the cockpit showcases deep seats, plenty of room and seamless storage areas.

**C THOUGHTFUL UPGRADES**  
The cockpit can be enhanced with upgrades including a drawer-style refrigerator and an end table with an inductive charging station.

**D PORT-SIDE COMPARTMENT**  
The port-side compartment features a lockable door. It can be used for storage or upgraded to a head for uninterrupted cruising.

**E COMFORTABLE BOW**  
The U-shaped bow offers lounge-style seating with foldable armrests. A teak table and filler cushion can be added with the Comfort Bundle.

**F BOW ENHANCEMENTS**  
With the Anchor Bundle, the bow can be upgraded to add a stainless steel anchor, windlass, rope and chain.





## AT A GLANCE

**A CAPTAINING MADE EASY**  
The helm is equipped with a standard dual Digital Dash with 9" Simrad® NSX® touchscreen displays, Mercury® SmartCraft® Connect and more.

**B FUSION® AUDIO**  
Experience the best in marine audio entertainment with the Fusion® stereo system, or upgrade to the Fusion® Premier audio system with the Entertainment Bundle.

**C TRANSOM SUNPAD**  
Relax at the water's edge on the broad sunpad featuring an integrated cooler conveniently located underneath the cushion.

**D AQUATIC ACCESS**  
The water is easily accessible from the swim platform with an optional submersible step.

**E INTEGRATED STORAGE**  
Storage areas, like the transom locker and cockpit floor compartment, have been incorporated throughout the boat to keep water toys and other items secure.

**F UNRIVALED PERFORMANCE**  
The boat is powered by a standard Mercury® MerCruiser® 6.2L MPI ECT Bravo Three® sterndrive engine with SmartCraft® Digital Throttle & Shift (DTS).





2026 SLX 280

*Sea Ray*








# COLORS & MATERIALS

## EXTERIOR COLOR SCHEMES



Arctic White (*standard*)



Onyx Black



Horizon




Sea Ray Blue



Quantum Blue



Kingfisher Teal



Neo Mint Green



Rally Red



**FULL HULL**



**HULL SIDE**

*Hull bottom available in Arctic White or Onyx Black only*



**ACCENT STRIPE**

*Available with full hull color scheme only*



**THREE ZONE HULL**

## VINYL UPHOLSTERY COLORS



*Ivory (standard)*  
White base with brown accents



*Dune*  
Tan base with brown accents




*Stone*  
Light gray base with gray accents

## CANVAS



Sunbrella® Black

## BOW & COCKPIT FLOORING



Non-skid fiberglass (*standard*)



SeaDek® – Brown



SeaDek® – Gray




Infinity woven vinyl – Brown



Infinity woven vinyl – Gray

## SWIM PLATFORM FLOORING



Non-skid fiberglass (*standard*)



SeaDek® – Brown



SeaDek® – Gray

# STANDARD FEATURES

## BOW & COCKPIT

- Cup holders, stainless steel (14)
- Floor liner, fiberglass
- Lighting, LED (courtesy)
- Outlets, 12V accessory (helm & transom) – 2
- Outlets, USB-A & USB-C dual port (7)
- Self-bailing cockpit

## DOORS

- Bow walkthrough with hinged windshield door & fiberglass block-off door
- Hatch for bilge access, gas-assisted
- Transom door, fiberglass

## SEATING

- Bow seating, U-shaped with foldable armrests & hinged cushions
- Cockpit social area
  - Aft L-shaped bench seating
  - Opposing starboard bench seating
- Helm bucket seat, two-person with swivel, slider & flip-up bolster
- Port companion bucket seat with swivel, slider & flip-up bolster
- Sunpad

## STORAGE

- Bow storage, gas-assisted (in floor & under seating)
- Cockpit storage (under seating)
- Cooler storage (cockpit)
- Side panel tubs (cockpit)
- Ski & wakeboard storage, gas-assisted (cockpit floor)

## HULL & DECK

- Cleats, stainless steel through-bolted (8") – 6
- Deck fill plates, stainless steel
- Drain plug
- Eyes, stainless steel (bow & stern)
- Handrails, stainless steel (cockpit)
- Handrails, Chil Cool Technology vinyl-wrapped stainless steel (bow & cockpit)
- Horn, built-in
- Light, removable (stern)
- Lights, navigation (stainless steel) – integrated into deck
- Rub rail, PVC with stainless steel insert
- Ski tow eye, stainless steel (transom)
- Stringer system, fiberglass
- Swim platform, integral with deck-mounted stainless steel four-step swim ladder & grab handle
- Thru-hull fittings, stainless steel
- Windshield, tempered tinted curved glass with stainless steel header

## STORAGE

- Anchor storage
- Glove box, lockable (port console door)
- Integrated cooler or storage, fiberglass with drain (under sunpad)
- Storage (transom walkway floor)
- Storage with lockable door (under port console)
- Transom storage for gear & inflatables with gas-assisted fiberglass lid (under sunpad)

## TECHNICAL

### ELECTRICAL

- Battery charger, 12V onboard (triple bank)
- Battery switches

- Electrical system, 120V 60Hz
- Fuse block

### FUSION® AUDIO SYSTEM

- AM/FM stereo (helm)
  - Bluetooth™
  - Digital Signal Processing (DSP)
  - Wi-Fi audio streaming with Apple AirPlay® 2
  - XS Series speakers (6.5") – 2 pairs

### HELM

- Digital Dash, dual (9")
  - Active Trim control & monitoring
  - Chartplotter with preloaded charts (North America only)
  - CZone® digital switching
  - Mercury Marine® SmartCraft® Connect
  - Simrad® NSX® 9" touchscreen displays (2)
  - Transducer with depth, water temperature & fishfinder
- Mercury Marine® SmartCraft® Digital Throttle & Shift (DTS)
  - Active Trim speed-based automatic engine trim system with integrated GPS
  - Engine start / stop
- Parallel start system with battery parallel
- Steering, power-assisted with tilt wheel
- Switch panel with illuminated weatherproof chrome switches
- Tilt & trim, power

## MECHANICAL

### BILGE

- Bilge lighting, 12V
- Bilge pump, 1200 GPH 12V automatic (aft)
- Blower, 12V

- Oil filter, remote
- Vents, integral with water management system

### FUEL SYSTEM

- Evaporative emissions fuel system
- Fuel lines, USCG compliant
- Fuel tank with anti-siphon valve & electric sending unit

### UNDERWATER GEAR

- Propellers, stainless steel
- Trim tabs, electric with indicator

# OPTIONS & ACCESSORIES

## PROPULSION

- Mercury® MerCruiser® 6.2L MPI ECT\*  
Bravo Three® SeaCore®\*\*\* with DTS  
(350 hp / 261 kW)
- Mercury® MerCruiser® 8.2L MAG HO ECT\*  
Bravo Three® with DTS  
(430 hp / 321 kW)
- Mercury® MerCruiser® 8.2L MAG HO ECT\*  
Bravo Three® SeaCore®\*\*\* with DTS  
(430 hp / 321 kW)
- \* *Non-catalyzed engines available for select international markets. Consult your local dealer for availability.*
- \*\* *SeaCore® freshwater cooling system replaces raw water cooling system.*



## BOW & COCKPIT

- Boarding ladder, stainless steel concealable four-step with hatch (bow) – not compatible with Anchor Bundle
- End table with inductive charging station, 2 cupholders & storage (starboard cockpit)
- Flooring, Infinity Luxury Woven Vinyl™ (snap-in)
- Flooring, SeaDek® (glue-down)
- Refrigerator, 12V drawer-style (starboard cockpit)
- Side entry step (starboard cockpit)

## HULL & DECK

- Swim platform with automated submersible step
- Swim platform with manual submersible step
- Windshield wiper (starboard)

## TOPS & CANVAS

- Bimini top & boot with stainless steel ball & socket
- Mooring cover – black
- Power Tower, electric with canvas top & extended sunshade
- Sunshade, manual with poles (bow seating)

## TECHNICAL

### ELECTRONICS

- 1st Mate™ Marine Safety & Security System (North America only)

### HELM

- Digital Dash, dual (12")
  - Active Trim control & monitoring
  - Chartplotter with preloaded charts (North America only)
  - CZone® digital switching
  - Mercury Marine® SmartCraft® Connect
  - Simrad® NSX® 12" touchscreen displays (2)
  - Transducer with depth, water temperature & fishfinder

## MECHANICAL

### BILGE

- Fire suppression system, automatic with manual override

### UNDERWATER GEAR

- Propellers, high-altitude

### WASTE SYSTEM

*Options require Water System Bundle.*

- Gray water system
- Macerator with seacock interlock system
- Pump-out head with sink & holding tank
- VacuFlush® head with sink & holding tank

# BUNDLES

## ANCHOR BUNDLE

- Anchor, stainless steel
- Windlass with rope & chain

## COMFORT BUNDLE

- Filler cushion (bow)
- Table with dedicated storage, teak (bow)
- Table with dedicated storage, teak (cockpit)

## ENTERTAINMENT BUNDLE

### ELECTRONICS

- Inductive charging stations (2)

### FUSION® PREMIER AUDIO SYSTEM UPGRADE

- Apollo™ RA770 AM/FM stereo (helm)
  - Apollo™ Series amplifier, 8-channel (2400W)
  - Bluetooth™
  - Digital Signal Processing (DSP)
  - NRX300 remote unit (transom)
  - Apollo™ Series speakers (7") – 3 pairs
  - Apollo™ Series subwoofer (10")
  - Tweeters – 1 pair
  - Wi-Fi audio streaming with Apple AirPlay® 2

## ESSENTIALS BUNDLE

- Cockpit & tonneau covers
- Fender clips, quick connect (6)
- Flagpole with base & U.S. flag
- Swim platform & port console storage flooring, SeaDek® (glue-down)

## LIGHTING BUNDLE

- LED color-changing & white accent lighting package
  - Lighting for bow & cockpit
  - Lighting for cup holders
  - Underwater thru-hull (3 lights)
- Lights, docking
- Sea Ray badge, illuminated (hull)
- Sea Ray logo light projected onto cockpit floor (only available with Power Tower option)

## WATER SYSTEM BUNDLE


- Bow washdown
- Freshwater pressure system with 12V pump & filtration
- Pullout sprayer (transom)

## ANCHOR BUNDLE

Ensure your Sea Ray is secured wherever adventure takes you with factory-assembled features that make anchoring easy.



Stainless steel anchor




Windlass with rope and chain



## COMFORT BUNDLE

Add a touch of luxury to your Sea Ray with stowable teak tables and a filler cushion that converts the bow into an expansive sunpad.



Bow filler cushion




Teak bow table



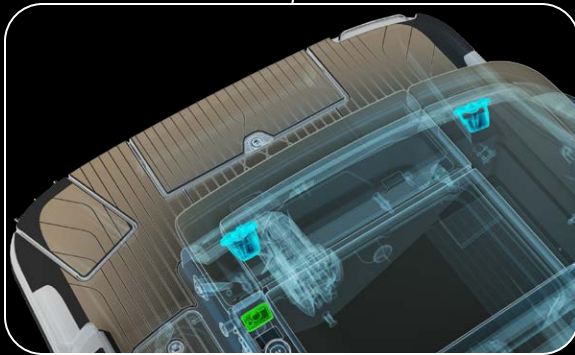
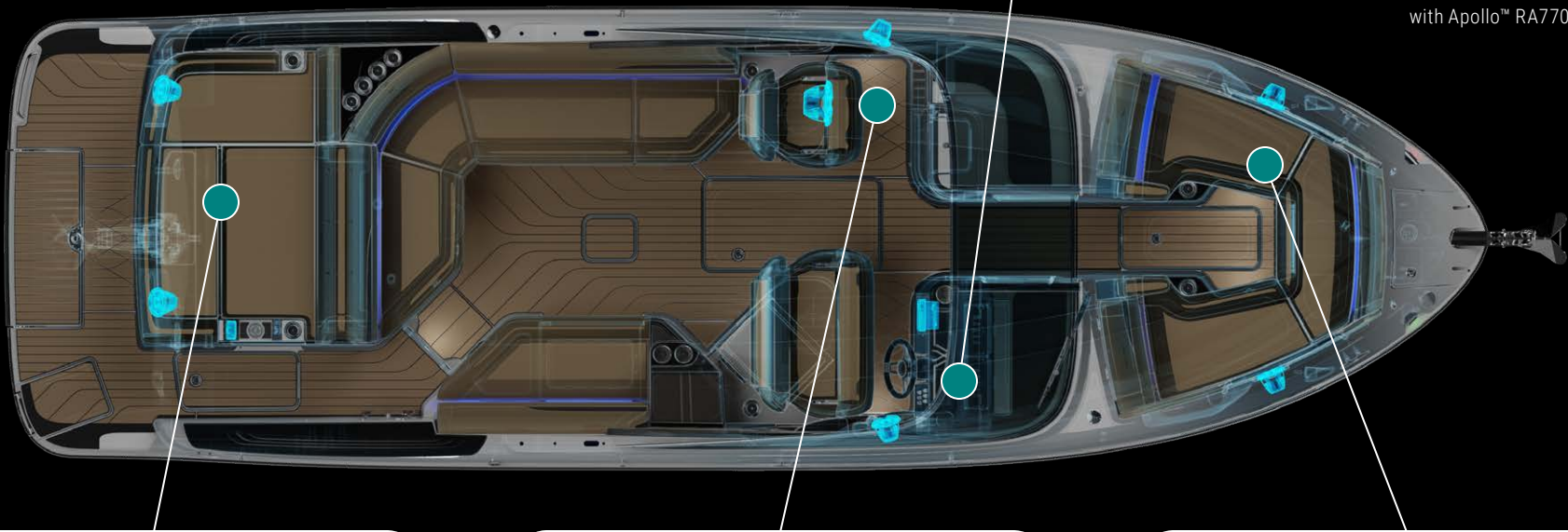
Teak cockpit table

## ENTERTAINMENT BUNDLE

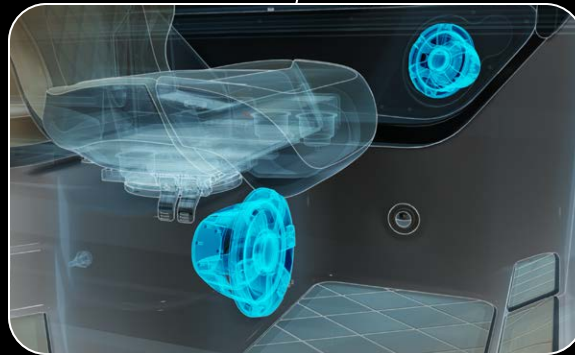
Keep the fun going all day long with inductive charging stations and the next level in marine audio entertainment from Fusion®.




Fusion® Premier Audio system with Apollo™ RA770 stereo



NRX300 remote unit and Apollo™ Series speakers



Apollo™ Series subwoofer and speaker



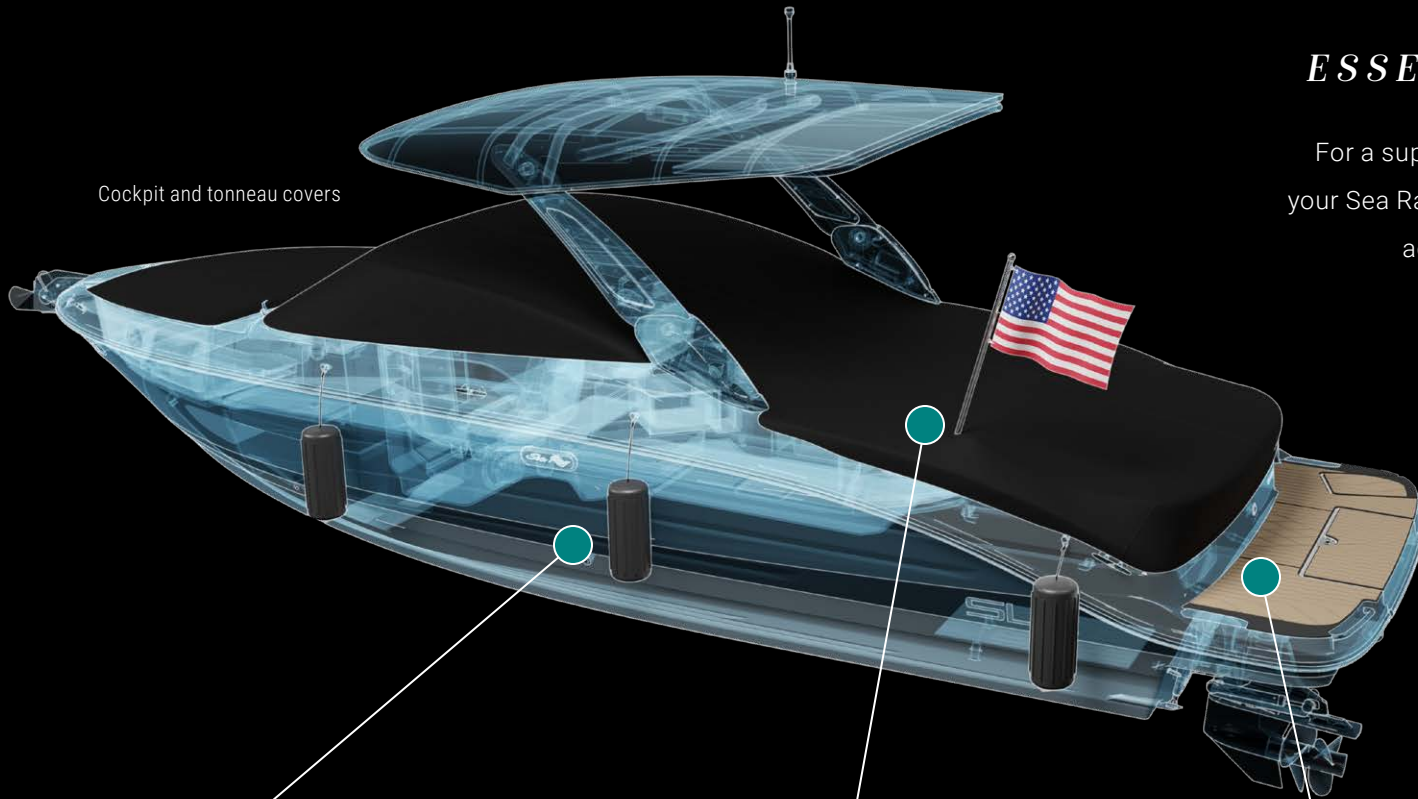
Apollo™ Series bow speaker



## ESSENTIALS BUNDLE

For a superior boating experience, elevate your Sea Ray with some of the most popular accessories requested by boaters.

Cockpit and tonneau covers



Quick connect fender clips




Flagpole with base and U.S. flag




SeaDek® swim platform flooring

## LIGHTING BUNDLE

Transition from day to night during a sunset cruise or twilight excursion with illuminating features that enhance the ambience.



LED color-changing and white accent lighting package



Illuminated Sea Ray badge



Docking lights



## WATER SYSTEM BUNDLE


Rinse sand from your Sea Ray and gear while out on the water with a convenient bow washdown and transom sprayer.



Transom pullout sprayer



Bow washdown





# LAYOUT



DECK / COCKPIT



AT SEA RAY, WE BELIEVE THAT RICHER MOMENTS ON THE  
WATER LEAD TO A RICHER LIFE. THAT'S WHY EVERYTHING  
WE DO IS DESIGNED TO MAKE EACH MOMENT EXCEPTIONAL.

11142025

© 2025 Sea Ray Boats | 800 South Gay Street, Suite 1500, Knoxville, TN 37929 | [searay.com](http://searay.com)

*Features, options and specifications are subject to change and may vary for different model years. Some accessories may not be available (a) as standard features or upgradeable options, or (b) when a boat is built for regions outside of North America and/or has CE certification. Confirm specifications and availability of features and options with an authorized Sea Ray dealer.*

