

2024

SUNDANCER 320



Sea Ray 

COMFORT ELEVATED

The Sundancer® 320 combines the values of a cruiser and a bowrider in a brilliant package. It delivers effortless command and maximizes the use of onboard space in three entertainment zones. Spaces include a robust lounge area, an open cockpit with convertible seating and an expansive cabin. Ideal for day trips or overnight stays, the beautifully designed cabin features accommodations for four and relaxing interior spaces for escaping the elements. It's also available in an open coupe model offering a full windshield and standard side windows, and a coupe model offering a full windshield and full side windows.





2024 SUNDANCER 320

Sea Ray

STANDARD SPECIFICATIONS



STANDARD PROPULSION

Twin Mercury® MerCruiser® 6.2L MPI ECT Bravo Three X® with Joystick Piloting (T-300 hp / 224 kW)



CRUISING SPEED

27–29 mph / 43–47 kph



WIDE OPEN THROTTLE (WOT)

47–49 mph / 76–79 kph



FUEL CAPACITY

158 gal / 598 L



RANGE

185 mi / 298 km (cruising speed)
142 mi / 229 km (WOT)



LENGTH OVERALL

32'10" / 10.01 m without options
35'4" / 10.77 m with options



BEAM

10'7" / 3.23 m



BRIDGE CLEARANCE

9'1" / 2.77 m without radar
11'2" / 3.40 m with radar



DRAFT

41" / 104 cm (sterdrives down)
30" / 76 cm (sterndrives up)



DRY WEIGHT

14,000 lb / 6,350 kg



WATER READY WEIGHT

15,190 lb / 6,890 kg (fully optioned)



DEADRISE

21°



WATER CAPACITY

32 gal / 121 L



HOLDING TANK

27 gal / 102 L



YACHT CERTIFIED



SLEEPS FOUR



1) Speed determined by GPS. Fuel consumption based on total usage by engines. MPG computed from MPH and GPH. Range based on 90% of total fuel capacity.
2) The performance data shown is valid only for the specific boat tested and the conditions that existed when the test was performed. Many factors may affect performance, including but not limited to, installation of certain options; vessel loading and trim; weather and sea conditions; and engine, propeller, and hull bottom conditions. Sea Ray makes no performance guarantees.

AT A GLANCE

A HARDTOP OPTIONS
Choose from the standard hardtop, the optional open coupe hardtop with a full windshield and standard side windows, or the optional coupe hardtop (shown) with a full windshield and full side windows.

B SUN PROTECTION
The boat is available with an optional opening canvas section for the fiberglass hardtop and an optional sunshade that provides coverage for the bow seating area.

C CRUISE IN COMFORT
The bow offers a broad lounge seating area with adjustable headrests and foldable armrests. Add an optional table to transform it to a dining space.

D CONVENIENT STORAGE
From compartments located throughout the bow to convenient side panel tubs, the boat features plenty of places to stow your gear.

E AMENITIES BELOW DECK
Perfect for spending the night offshore or a weekend getaway, the cabin includes a day galley, head and accommodations for four.



AT A GLANCE

A ELECTRONICS UPGRADE
Equip your boat with your favorite electronics including an optional Simrad® RS40 VHF radio with antenna, optional Simrad® HALO24 radar and optional SiriusXM® satellite receiver.

B DUAL DIGITAL DASH
The Digital Dash places control at your fingertips with dual 9" Simrad® NSX® touchscreen displays or optional dual 12" Simrad® NSX® touchscreen displays.

C FUSION® AUDIO
Listen to music out on the water with premium sound from the Fusion® Apollo RA770 audio system or optional upgraded Fusion® Premier audio system.

D REFRESHMENTS WITHIN REACH
Prepare drinks and snacks at the cockpit table (stowed) and wet bar offering a sink, optional Kenyon grill and optional refrigerator.

E SWIM PLATFORM
Transition from the boat to the water with ease on the spacious swim platform with a stainless steel four-step swim ladder and optional automated submersible step.

F THRILLING STERNDRIVE POWER
The boat is propelled by standard twin Mercury® MerCruiser® 6.2L MPI ECT engines with Bravo Three X® drives and optional Dynamic Running Surface™.





COLORS & MATERIALS

EXTERIOR COLOR SCHEMES



Arctic White (standard)



Onyx Black



Horizon



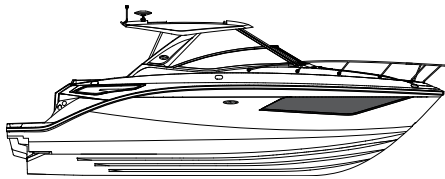
Sea Ray Blue



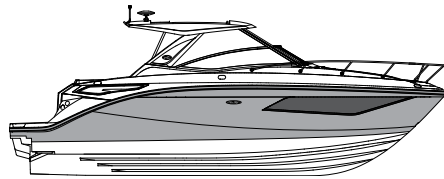
Quantum Blue



Kingfisher Teal

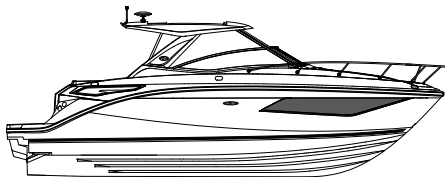


FULL HULL



HULL SIDE

Hull bottom available in Arctic White only



BOOT STRIPE

Available in Arctic White, Onyx Black or Horizon only

VINYL UPHOLSTERY COLORS



Ivory (standard)
White base with brown accents




Dune
Tan base with brown accents



Stone
Gray base with dark gray accents

CANVAS




Sunbrella® Black



Corian® Limestone Prima

WET BAR

BOW & COCKPIT FLOORING



Non-skid fiberglass (standard)



SeaDek® – Dune



SeaDek® – Moonrock



Teak




Infinity woven vinyl – Brown



Infinity woven vinyl – Gray

SWIM PLATFORM FLOORING



Non-skid fiberglass (standard)



SeaDek® – Dune or Moonrock




Teak


CABIN MATERIALS



GALLEY CABINETS
Driftwood



CABIN FLOORING
Titan Greige



CABIN ACCENT VINYL
Seaside Pebble



CABIN ACCENT FABRIC
R-Bond Linen



CABIN SEATING
R-Bond Linen



ACCENT PILLOWS
Metro Vanilla



HEAD FLOORING
Limestone tile



HEAD BACKSPLASH
Oyster Greige



HEAD COUNTERTOP
Corian® Earth



STANDARD FEATURES

BOW & COCKPIT

- Cup holders, stainless steel (11)
- Floor liner, fiberglass
- Lighting, LED (courtesy)
- Outlets, 12V accessory (bow & helm) – 5
- Outlet, 120V GFCI
- Self-bailing cockpit
- Steps, boarding (integrated)
- Table, fiberglass with dedicated storage (cockpit)

DOORS

- Bow walkthrough door, hinged
- Cabin entry door, sliding lockable
- Engine room hatch, electrically actuated with emergency pull handle & prop rod
- Transom door, acrylic with stainless steel frame & hardware

SEATING

- Aft bench seating
- Bow lounge seating with adjustable headrests & foldable armrests
- Cockpit social area with opposing seating & storage
- Helm bucket seats (dual) with flip-up bolsters
- Port companion bench seat with convertible backrest

STORAGE

- Bow storage
- Cooler storage (cockpit)
- Side panel tubs

WET BAR

- Countertop, solid surface
- Handrail, stainless steel
- Outlet, 120V GFCI
- Sink, stainless steel with hot & cold faucet
- Trash receptacle, pull-out

HULL & DECK

- Bow rail, stainless steel
- Cleats, stainless steel through-bolted (10") – 8
- Curtains (front, side & aft) with tonneau cover & canvas storage bag
- Deck fill plates, stainless steel
- Drain plug, brass-threaded (garboard)
- Eyes, stainless steel (bow & stern)
- Handrails, stainless steel (cockpit)
- Hardtop, fiberglass
- Horn, stainless steel
- Hull windows, acrylic
- Light, foldable (stern)
- Lights, navigation (stainless steel)
- Rub rail, PVC with stainless steel insert
- Ski tow eye, stainless steel (transom; not available with transom sungate seating option)
- Stringer system, fiberglass
- Swim platform, integral with undermount stainless steel four-step swim ladder
- Thru-hull fittings, stainless steel
- Windshield, tempered tinted glass
- Windshield wiper (starboard)

STORAGE

- Anchor storage
- Storage for dock lines, fenders & gear (transom wall)

CABIN

- Lighting, LED (courtesy & accent)
- Steps with aluminum frame & teak treads (cabin entry)

DAY GALLEY

- Microwave
- Outlet, 120V GFCI
- Refrigerator, dual-voltage
- Storage cabinets, lower

HEAD

- Door, lockable
- Exhaust vent, 12V
- Flooring & backsplash, tile
- Full fiberglass enclosure
- Handrail, stainless steel
- Lighting, LED (courtesy)
- Medicine cabinet with mirrored doors
- Outlet, 120V GFCI
- Shower curtain
- Sink, vessel with faucet & shower wand
- Toilet paper holder
- Towel hook
- VacuFlush® head with holding tank
- Vanity with solid surface countertop & storage
- Window, ventilation

MID-BERTH

- Beds, twin (2) with sheet set (converts into queen bed with storage underneath)
- Carbon monoxide monitor
- Curtains, privacy
- Outlet, 12V accessory
- Outlet, 120V GFCI
- Pillows, accent
- Storage, in-floor
- Storage cabinets & lockers with shelves

SALON / V-BERTH

- Carbon monoxide monitor
- Outlet, 12V accessory
- Outlet, 120V GFCI
- Outlet, USB
- Pillows, accent
- Seating, V-shaped (converts with filler cushion into sleeper for 2 with storage underneath)
- Shades, pleated (hull windows)
- Table, dinette (solid wood)

TECHNICAL

ELECTRICAL

- Battery charger, 12V onboard
- Battery switches, remote
- Electrical system, 120V 60Hz
- Fuse block
- Isolator, galvanic
- Main distribution panel, AC/DC with voltage & current meters
- Mercury Marine® MerCathode® corrosion protection system
- Shorepower, 120V 30A with (2) 50' cords

FUSION® AUDIO SYSTEM

- Apollo™ RA770 AM/FM stereo (helm)
 - Apollo™ Series amplifier, 4-channel (1200W)
 - Bluetooth™
 - Digital Signal Processing (DSP)
 - NRX300 remote unit (cabin)
 - Wi-Fi audio streaming with Apple AirPlay® 2
 - XS Series speakers (6.5") – 3 pairs

HELM

- Alarm, high water
- Digital Dash, dual (9")
 - Active Trim control & monitoring
 - Chartplotter with preloaded charts (North America only)
 - Mercury Marine® SmartCraft® Connect
 - Simrad® NSX® (9") touchscreen displays (2)
 - Transducer with depth, water temperature & fishfinder
- Mercury Marine® Joystick Piloting for Sterndrives
- Mercury Marine® SmartCraft® Digital Throttle & Shift (DTS)
 - Active Trim speed-based automatic engine trim system with integrated GPS
 - Engine start / stop
- Parallel start system with battery parallel
- Steering, power-assisted with Isotta Vertice tilt wheel
- Switch panel with illuminated weatherproof stainless steel switches
- Tilt & trim, power

MECHANICAL

BILGE

- Bilge lighting, 12V
- Bilge pump, 1100 GPH 12V automatic high-water (mid-ship)
- Bilge pumps, 1700 GPH 12V automatic (aft)
- Bilge storage, finished (aft)
- Blowers, 12V
- Fire suppression system, automatic with manual override
- Insulated & gel-coated enclosure
- Oil filters, remote
- Sump box with automatic pump (mid-ship) for shower
- Vents, integral

FUEL SYSTEM

- Evaporative emissions fuel system
- Fuel lines, USCG compliant
- Fuel tank with anti-siphon valve & electric sending unit

UNDERWATER GEAR

- Propellers, stainless steel
- Variable Running Surface (trim tabs)

WASTE SYSTEM

- Holding tank level indicator (main distribution panel)
- Holding tank with dockside pump-out, 28 gal

WATER SYSTEM

- Freshwater spigot
- Shower, hot & cold (transom)
- Water heater, 6 gal
- Water inlet, dockside
- Water manifold system
- Water pressure system with 12V pump & filtration
- Water tank, 32 gal

OPTIONS & ACCESSORIES

PROPULSION

- Twin Mercury® MerCruiser® 6.2L MPI ECT* Bravo Three X® SeaCore®*** with Joystick Piloting (T-300 hp / 224 kW)
- Twin Mercury® MerCruiser® 6.2L MPI ECT* Bravo Three X® with Joystick Piloting (T-350 hp / 261 kW)
- Twin Mercury® MerCruiser® 6.2L MPI ECT* Bravo Three X® SeaCore®*** with Joystick Piloting (T-350 hp / 261 kW)
- * *Non-catalyzed engines available for select international markets. Consult your local dealer for availability.*
- ** *SeaCore® freshwater cooling system replaces raw water cooling system.*

BOW & COCKPIT

- Filler cushion (cockpit)
- Flooring, Infinity Luxury Woven Vinyl™ (snap-in)
- Flooring, SeaDek® (glue-down)
- Flooring, teak
- Kenyon grill (wet bar)
- Refrigerator, dual-voltage (wet bar)
- Seating, sungate (transom)
- Table, fiberglass with teak overlay (cockpit)
- Table with dedicated storage (bow)

HULL & DECK

- Open coupe enclosure
 - Bow walkthrough door, sliding
 - Curtains (aft, aft side & side) with tonneau cover & canvas storage bag
 - Windshield, tempered tinted glass with single forward pane
- Coupe enclosure (adds 100 lb / 45.36 kg)
 - Bow walkthrough door, sliding
 - Curtains (aft & aft side) with tonneau cover & canvas storage bag
 - Windows, full (port & starboard) with electric opening vents
 - Windshield, tempered tinted glass with single forward pane
- All-chain option for windlass
- Anchor, stainless steel (only available with windlass option)
- Bow rail, stainless steel split
- Fender clips, quick connect (6)
- Flagpole with base & U.S. flag
- Swim platform flooring, SeaDek® (glue-down)
- Swim platform flooring, teak
- Swim platform with automated submersible step (adds 11" / 0.28 m)
- Windlass with rope, chain, galvanized anchor & bow washdown (adds 1'7" / 0.48 m)
- Windshield defroster (required with coupe enclosure)

TOPS & CANVAS

- Cockpit cover (only available with standard windshield)
- Opening canvas section, manual for fiberglass hardtop
- Ski tow attachment for fiberglass hardtop
- Sunshade, automated extended SureShade® for fiberglass hardtop (aft)
- Sunshade, manual with poles (bow seating)

CABIN

- Portlights, opening (salon / V-berth)
- Telescopic pedestal mount for dinette table (salon / V-berth)

TECHNICAL

ELECTRICAL

- Electrical system, 220V 50Hz
- Generator, gas (7.5 kW)
- Inverter, 12V

ELECTRONICS

- 1st Mate™ Marine Safety & Security System
- Simrad® HALO24 radar
- Simrad® RS40 VHF radio with antenna
- SiriusXM® satellite receiver (North America only; subscription required)
- TV, 19" with Blu-ray player (mid-berth)
- TV, smart 24" with Blu-ray player (salon / V-berth)

FUSION® PREMIER AUDIO SYSTEM UPGRADE

- Apollo™ RA770 AM/FM stereo (helm)
 - Apollo™ Series amplifier, 6-channel (1800W)
 - Bluetooth™
 - Digital Signal Processing (DSP)
 - NRX300 remote units (bow & transom) – 2
 - Signature Series speakers (6.5") – 3 pairs
 - Signature Series subwoofer (10")
 - Wi-Fi audio streaming with Apple AirPlay® 2
- Apollo™ SRX400 AM/FM stereo (cabin)
 - Bluetooth™
 - Digital Signal Processing (DSP)
 - Signature Series speakers (6.5") – 1 pair
 - Wi-Fi audio streaming with Apple AirPlay® 2

HELM

- Digital Dash, dual (12")
 - Active Trim control & monitoring
 - Chartplotter with preloaded charts (North America only)
 - Mercury Marine® SmartCraft® Connect
 - Simrad® NSX® 12" touchscreen displays (2)
 - Transducer with depth, water temperature & fishfinder

LIGHTING

- LED RGB-W color-changing & white accent lighting package
 - Lighting for bow, cockpit & hardtop
 - Underwater thru-hull (2 lights)
- Lights, docking
- Spotlight, remote controlled

MECHANICAL

AIR CONDITIONING & HEATING

- A/C & heating (cabin: 12,000 BTU)
- A/C & heating (cockpit: 16,000 BTU; cabin: 12,000 BTU)

UNDERWATER GEAR

- Bow thruster
- Dynamic Running Surface™ (trim tabs that automatically optimize running attitude & trim, delivering stability & performance)

WASTE SYSTEM

- Gray water system
- Macerator with seacock interlock system

INTERNATIONAL SYSTEMS

- CE certification

Some features and options may not be available when a boat is built for regions outside North America and/or has CE certification. Boats ordered with 220V 50Hz electrical systems will have the appropriate appliances in the corresponding voltage.

LAYOUTS



DECK / COCKPIT



CABIN
Seating configuration



CABIN
Sleeper configuration



2024 SUNDANCER 320

Sea Ray®



AT SEA RAY, WE BELIEVE THAT RICHER MOMENTS ON THE
WATER LEAD TO A RICHER LIFE. THAT'S WHY EVERYTHING
WE DO IS DESIGNED TO MAKE EACH MOMENT EXCEPTIONAL.

12122023

© 2023 Sea Ray Boats | 800 South Gay Street, Suite 1500, Knoxville, TN 37929 | searay.com

Features, options and specifications are subject to change and may vary for different model years. Some accessories may not be available (a) as standard features or upgradeable options, or (b) when a boat is built for regions outside of North America and/or has CE certification. Confirm specifications and availability of features and options with an authorized Sea Ray dealer.

