

2024

SDX 250 OUTBOARD



Sea Ray®

AN EXCELLENT ON-WATER ESCAPE

Powerful, spacious and versatile, the SDX® 250 Outboard is made for adventure. Its 14-person capacity and plush bow and cockpit seating make it the premier vessel for hosting friends and family. Whether chasing adrenaline or a leisurely escape, the sport boat is luxuriously outfitted to accommodate any boating lifestyle. The intuitive helm offers seamless control, and the swim platform provides effortless water access. Delivering endless fun, the SDX 250 Outboard is the perfect companion for anywhere the current leads.





2024 SDX 250 OUTBOARD

Sea Ray®

STANDARD SPECIFICATIONS



STANDARD PROPULSION

Mercury® 200 FourStroke Outboard with DTS (200 hp / 149 kW) – black



CRUISING SPEED

28–29 mph / 45–47 kph



WIDE OPEN THROTTLE (WOT)

49–50 mph / 79–80 kph



FUEL CAPACITY

63 gal / 238 L



RANGE

147 mi / 237 km (cruising speed)
119 mi / 192 km (WOT)



LENGTH OVERALL

27'6" / 8.38 m with outboard



BEAM

8'6" / 2.59 m



BRIDGE CLEARANCE

4'10" / 1.47 m without tower
8'10" / 2.69 m with tower (optional)



DRAFT

36" / 91 cm (outboard down)
23" / 58 cm (outboard up)



DRY WEIGHT

6,014 lb / 2,728 kg



WATER READY WEIGHT

6,476 lb / 2,937 kg (fully optioned)



DEADRISE

21°



WATER CAPACITY

9 gal / 34 L (optional)



CAPACITY

14 people / 2,086 lb / 946 kg
Maximum: 3,100 lb / 1,406 kg



1) Speed determined by GPS. Fuel consumption based on total usage by engines. MPG computed from MPH and GPH. Range based on 90% of total fuel capacity.

2) The performance data shown is valid only for the specific boat tested and the conditions that existed when the test was performed. Many factors may affect performance, including but not limited to, installation of certain options; vessel loading and trim; weather and sea conditions; and engine, propeller, and hull bottom conditions. Sea Ray makes no performance guarantees.






2024 SDX 250 OUTBOARD

Sea Ray®

COLORS & MATERIALS

EXTERIOR COLOR SCHEMES



Arctic White (standard)



Onyx Black



Horizon



Sea Ray Blue



Quantum Blue



Kingfisher Teal



Neo Mint Green



Rally Red

VINYL UPHOLSTERY COLORS



Ivory (standard)
White base with brown accents



Dune
Tan base with brown accents




Stone
Gray base with dark gray accents

CANVAS



Sunbrella® Black

BOW & COCKPIT FLOORING



Non-skid fiberglass (standard)



SeaDek® – Dune



SeaDek® – Moonrock




Infinity woven vinyl – Brown



Infinity woven vinyl – Gray

SWIM PLATFORM FLOORING



Non-skid fiberglass (standard)



SeaDek® – Dune



SeaDek® – Moonrock



BUILD YOUR BOAT

Click or scan the QR code to build your dream Sea Ray.

STANDARD FEATURES

HULL & DECK

- Bow & Stern Eyes, Stainless Steel
- Bow Locker: Integral Fiberglass Hatch with Stainless Steel Hardware; Concealed Four Step Bow Boarding Ladder & Anchor Storage – Foredeck
- Cleats, Thru-Bolted (6), 6" Stainless Steel
- Deck, Fuel Fill Plate – Stainless Steel
- Drain Plug, Brass-Threaded – Garboard
- Hardware, Stainless Steel
- Lights, Navigation – Stainless Steel
- Rub Rail, White PVC with Stainless Steel Insert
- Swim Platform with Undermount Stainless Steel Three-Step Swim Ladder
- Windshield, Black Matte Finish with Port Walk-Thru to Bow

COCKPIT

- Cooler Storage
- Cup Holders, Stainless Steel with Rubber Inserts
- Dash, Custom Upholstered Visor
- Door, Bow Block-Off – White Acrylic
- Door, Transom, Acrylic
- Floor, Finished Fiberglass
- Glove Box, Lockable – Head Door
- Grab Handles, Stainless Steel
- Head Compartment: Enclosed with Fiberglass Lockable Door
- Lighting, Courtesy, White LED
- Outlet, 12V Accessory / USB
- Storage, Cockpit, Lockable, In-Floor Fiberglass with Rubber Matting & Gas-Assisted Lid
- Table, Cockpit with Designated Storage – Plastic
- Vinyl, Marine-Grade with Mildew & UV Protection

SEATING

- Bow with Aft and Forward-Facing Seating
- Double Helm Seat with Reversible Backrest, Flip-Up Thigh Rise & Fiberglass Base
- Double Port Companion Seat with Reversible Backrest, Flip-Up Thigh Rise & Fiberglass Base
- Port L-Shaped Lounger & Storage
- Sliding Transom Sunpad with Reversible Backrest & In-Floor Storage

TECHNICAL

ELECTRICAL

- Battery On/Off Switch, Dual with 2 Trays
- Fuse Block
- Wiring, Color-Coded with Chafe Protection

FUSION® AUDIO SYSTEM

- Apollo™ SRX400 AM/FM stereo
 - Bluetooth™
 - Digital Signal Processing (DSP)
 - Wi-Fi audio streaming with Apple AirPlay® 2
 - XS Series speakers (6.5") – 2 pairs

HELM

- Alarms, Engine – Oil & Water (Audible)
- Horn
- Instrumentation, Custom Sea Ray® SmartCraft® Diagnostics
 - Bezels, Chrome
 - Gauge, Fuel
 - Gauge, Trim
 - Lenses, Glass
 - Lighting, Low-Glare – Blue
 - Speedometer
 - System Tachometer with Digital Monitoring for Depth, Engine Alarms/Hours, Fuel Consumption/Usage, Oil Pressure, Trim Level & Voltage
- SmartCraft® Digital Throttle & Shift (DTS) with Trim Switch & Ignition Cutout Switch
 - Active Trim speed-based automatic engine trim system with integrated GPS
 - Engine Start / Stop
- Steering, Power-Assisted Tilt Wheel
- Switch Panel with Weatherproof Lighted Chrome Toggle Switches, Backlit
- Tilt & Trim, Power

MECHANICAL

BILGE COMPARTMENT

- Bilge Pump, 1100 GPH 12V Automatic
- Gel-Coated Compartment

FUEL SYSTEM

- Evaporative Emissions Fuel System
- Fuel Lines, USCG – Type A-1
- Fuel Tank with Mechanical Anti-Siphon Valve & Electric Sending Unit

UNDERWATER GEAR

- Propellers, Stainless Steel

OPTIONS & ACCESSORIES

PROPULSION

- Mercury® 200 FourStroke Outboard (200 hp / 149 kW) – white
- Mercury® 250 Verado® Outboard (250 hp / 186 kW) – black or white
- Mercury® 300 Verado® Outboard (300 hp / 224 kW) – black or white

UPHOLSTERY, INTERIOR, SEATING & FLOORING

- Filler cushion (bow)
- Head, interior upgrade with ventilation window & cushions
- SeaDek Flooring – Bow & Cockpit
- Snap-In Infinity Woven Vinyl Flooring – Bow & Cockpit
- Swim platform flooring, SeaDek® (glue-down)
- Table, Plastic – Bow with Dedicated Storage
- Table with dedicated storage, teak (cockpit)

TOPS & CANVAS

- Bimini Top & Boot with Stainless Steel Ball & Socket Hardware
- Canvas Package For Bimini Top
 - Cockpit and tonneau cover
 - Front visor with isinglass
 - Side curtains with isinglass
 - Aft curtain with isinglass
 - Storage bag
- Cockpit Cover with Tonneau Cover
- Full Forward Bimini Top & Boot (N/A with Optional Tower)
- Mooring Cover
- Watersports tower, manual with integrated Bimini top – black or white

TECHNICAL

FUSION® PREMIER AUDIO SYSTEM UPGRADE

- Apollo™ RA770 AM/FM stereo
 - Apollo™ Series amplifier, 6-channel (1800W)
 - Bluetooth™
 - Digital Signal Processing (DSP)
 - NRX300 remote unit (transom)
 - Signature Series speakers (6.5") – 3 pairs
 - Signature Series subwoofer (10")
 - Wi-Fi audio streaming with Apple AirPlay®

HELM

- Digital Dash (9")
 - Active Trim control & monitoring
 - Chartplotter with preloaded charts (North America only)
 - Mercury Marine® SmartCraft® Connect
 - Simrad® NSX® 9" touchscreen display
 - Transducer with depth, water temperature & fishfinder

- Digital Dash (12")
 - Active Trim control & monitoring
 - Chartplotter with preloaded charts (North America only)
 - Mercury Marine® SmartCraft® Connect
 - Simrad® NSX® 12" touchscreen display
 - Transducer with depth, water temperature & fishfinder

TRAILERS

- Trailer, Tandem Axle with Tandem Axle Disc Brakes (Galvanized)
- Trailer, Tandem Axle with Tandem Axle Disc Brakes (Painted)

ADDITIONAL OPTIONS

- Air compressor for water toys with dedicated storage
- Bow & Transom Sprayer
- C E Option Group
- Docking Lights
- Fender clips, quick connect (6)
- Flagpole with Base & US Flag
- Lighting, underwater (thru-hull) – blue or white
- Lighting package, LED – blue or white
- On Board Battery Charger – 120v/60 To 12v
- On Board Battery Charger – 220v/50 To 12v
- Premium PTM Ski Mirror
- Pump-Out Head with Built-In Tank (2.6 gal / 9.8 L)
- Swivel Wakeboard Racks
- Tower Accent Panels
- Tower Speakers (Includes 2 Fusion® 8.8" Signature Series Can Speakers & Apollo™ Series 4-Channel 1200W Amplifier) (Only Available with Tower & Stereo Upgrade Options)

PACKAGES

ELITE PACKAGE

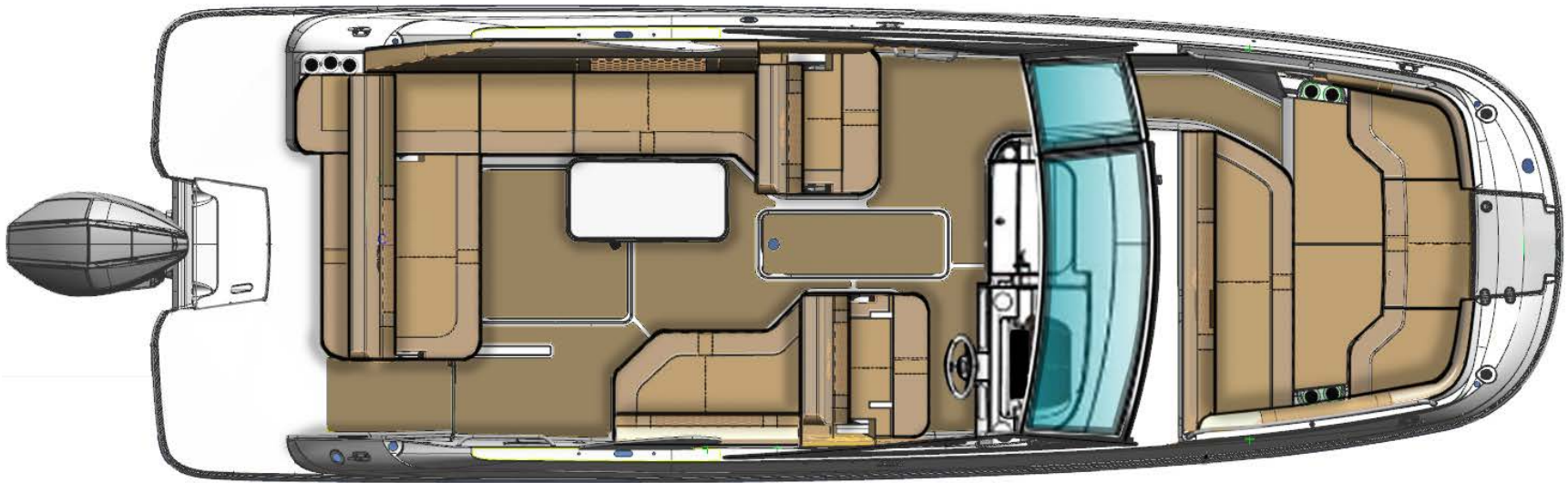
- Digital Dash (9")
- Fender clips, quick connect (6)
- Lighting package, LED – blue or white
- Swim platform flooring, SeaDek® (glue-down)
- Watersports tower, manual with integrated Bimini top – black or white

ELITE PLUS PACKAGE

Elite Package included

- Digital Dash (12")
- Filler cushion (bow)
- Fusion® Premier audio system upgrade
- Head, interior upgrade with ventilation window & cushions
- Lighting, underwater (thru-hull) – blue or white
- Table with dedicated storage, teak (cockpit)

LAYOUT



DECK / COCKPIT



AT SEA RAY, WE BELIEVE THAT RICHER MOMENTS ON THE
WATER LEAD TO A RICHER LIFE. THAT'S WHY EVERYTHING
WE DO IS DESIGNED TO MAKE EACH MOMENT EXCEPTIONAL.

08242023

© 2023 Sea Ray Boats | 800 South Gay Street, Suite 1500, Knoxville, TN 37929 | searay.com

Features, options and specifications are subject to change and may vary for different model years. Some accessories may not be available (a) as standard features or upgradeable options, or (b) when a boat is built for regions outside of North America and/or has CE certification. Confirm specifications and availability of features and options with an authorized Sea Ray dealer.

