



STANDARD PROPULSION

Twin MerCruiser® 8.2L MAG ECT Bravo Three® with Axius Propulsion (T-380 hp / 283 kW)



FUEL CAPACITY

250 gal / 946 L



LENGTH OVERALL

39'6" / 12.04 m
with integral / extended swim platform



BEAM

12'1" / 3.68 m



DRAFT

44" / 112 cm (sterndrives down)
33" / 84 cm (sterndrives up)



DRY WEIGHT

17,023 lb / 7,722 kg



DEADRISE

21°



WATER CAPACITY

50 gal / 189 L




YACHT CERTIFIED


FEATURES

- An expansive cockpit social zone has a well-appointed wet bar with refrigerator, sink and available dual grills while the innovative new transom patio wing opens to extend the cockpit all the way to the water.
- Fusion® audio system with Bluetooth®, Apple AirPlay® & Digital Signal Processing.
- Best-In-Class seating layout includes seating for 22.
- Plenty of sun coverage via fiberglass hardtop with optional aft extended sunshade & bow sail shade system.
- For overnighting, premium comforts extend to the cabin via a queen-sized bed in the aft section and a forward bunk that converts to form a social gathering area.
- Dual Digital Dash with standard 16" Simrad® touchscreen displays.
- Complimentary 3-month subscription to Sea Ray Connect, powered by NAUTIC-ON™ smart boating technology, featuring remote monitoring of status and diagnostics via a smartphone app.

EXTERIOR COLORS



ARCTIC WHITE



BLACK



HORIZON



SEA RAY BLUE



QUANTUM BLUE



RALLY RED

Specifications are approximations and subject to variance.

STANDARD FEATURES

HULL & DECK FEATURES

- Bow Eye & Stern Eyes – Stainless Steel (Bow Eye with Stainless Steel Scuff Plate)
- Cleats, (6) Custom Sea Ray 10" Thru-Bolted – Stainless Steel & (2) 8" Pop-up – Stainless Steel with Sea Ray Logo
- Deck Fill Plates, Stainless Steel
- Drain Plug, Brass-Threaded – Garboard
- Fiberglass Stringer System with Fwd. Interior Liner
- Gel Coat, Arctic White
- Hull Windows, Acrylic
- Light, Stern
- Lights, Navigation – Stainless Steel with Motorized Mast Light
- QuietRide™ Technology with Proprietary Tuned Transom® by Omni Products, Inc.
- Resin, High-Performance Vinylster
- Rub Rail, PVC with Stainless Steel Insert
- Ski Tow Eye, Stainless-Steel
- Storage, Fwd Deck with Hatch
- Swim Platform, Integral
- Tapered Boot Stripe (Gelcoat)
- Terrace, Power Actuated, Fold Down – Starboard Side
- Thru-Hull Fittings, Stainless Steel
- Vent System, Engine Compartment – Integral
- Windlass, Rope /Chain with Galvanized Anchor, Wash Down and Bow Controls (thru hull Installation)
- Windshield Wiper – Starboard
- Windshield, Tempered/Tinted Curved Glass with Black Matte Frame, Port Side Walk-Thru & Stainless Steel Supports

COCKPIT FEATURES

- Beverage Holders – Stainless with Rubber inserts with LED Lighting (29)
- Cockpit Vinyl Color: Ivory (White Base Vinyl with Brown Accent Vinyl)
- Cooler, Cockpit with Dedicated Storage
- Dash, Acrylic Skylight
- Deck Entry Access, Port and Starboard sides.
- Door, Bow Block-Off – Port Side – Acrylic with Stainless Steel Hardware

- Door, Cabin entry (Sliding and lockable) Fiberglass
- Floor Liner, Fiberglass with Direct Overboard Drainage
- Grab Handles – Stainless Steel with Leather Wrapped Grips
- Hardtop, Arctic White Fiberglass with Enclosed Ceiling & Courtesy Lights
- Hatch, Engine Compartment – Electrically Actuated
- Lighting, Courtesy – Stainless Steel
- Outlet, 120V GFI Protected
- Outlet, 12V Accessory (3)
- Storage, Side Panels – Bow – Port & Stbd Tubs
- Storage, Bumper – Floor – Bow
- Storage, Shoes – Aft Cockpit
- Storage, Glove Box (Dry)
- Storage, Below ETS Aft Seat
- Storage, Below Port Side Seat
- Table, Teak Cockpit with Cover
- USB Stereo Controls (1)
- Walk-Thru Transom (Stbd) with Door
- Wet Bar with Solid-Surface Countertop, Stainless-Steel Sink, Faucet, Stainless-Steel Grab Handle, Refrigerator with Pull Out Drawers & Trash Receptacles

SEATING

- Bow Seating, U-Shaped Seating Forward with Fixed Cushions
- Bow Seating, Large Tour Seating Facing Forward with Fixed Cushions & Arm Rest
- Cockpit Social Area with Opposing Seating & Storage Below ETS Module
- Seat, Dual Bucket – Helm with Slider, Flip-Up Thigh-Rise Bolster and Floor Footrest
- Seat, Dual Bucket-Companion with 180° Swivel with Paddle Adjustment Levers and Flip Up Thigh Rise Bolster
- Transom Sungate Seating with 2 Drink Holders

TRANSOM / SWIM PLATFORM

- Storage, Flip Up Port Transom Hatch For Wake/ Paddle Board
- Storage, Dedicated Area for a Stern Anchor
- Swim Ladder with Integral Grab Handle
- Transom Washdown Faucet

CABIN FEATURES

- Air Conditioning/Heating, 120V/60 Cycle
- Audio Control Zone with 2 Speakers / Sound Bar & Remote
- Entrance Steps, Powder Coated Aluminum with Teak Overlay
- Hull Windows with Pleated Blinds & Tension System
- Refrigerator, In Cabin – Port

AFT BERTH

- Berth – Queen with Mattress, Sheets & Throw Pillows
- Curtain, Privacy /Curtain
- Drink Holders (4)
- Sheet Set, Fitted (Neutral Color)
- Storage Cabinets & Lockers with Shelves

SALON / V-BERTH

- Ceiling Liner
- CO Monitor
- Drink Holders (6)
- Lights – Standard & Indirect
- Microwave, 120V/12V
- Opening Port Lights with Screens – Port & Starboard
- Outlet, 12 V Accessory
- Outlet, 120V GFI Protected
- Storage – Port Side Day Galley
- Table, Wood
- U-Shaped Seating (Convertible with Filler Cushions with Fiberglass Liner and Filler Cushion Storage

HEAD

- Enclosed Compartment with Lockable Door, Solid Surface Countertop, Molded Fiberglass Liner with Glass Sink, Faucet, Pull Out Sprayer, Clothes Hooks, Portlight with Screen, Wood Storage Shelf with Mirrored Bulkhead & with Courtesy Light and Non Skid Floor Treatment
- Head, VacuFlush® with 28- Gallon Holding Tank
- Power Vent, 12V

TECHNICAL FEATURES

HELM

- Active Trim – Integrated GPS, Speed-based Automatic Engine Trim System
- Alarm, High-Water – Bilge & Cabin
- Alarms, Engine – Oil & Water (Audible)
- Drink Holder
- Dual Digital Dash with Mercury VesselView Link Data (16"); (Includes: 2 Simrad® NSO EVO3 (16") Touchscreen Displays; NAVIOP Digital Switching; OP50 Remote Control for Displays, 2 Mirco SD Card Readers for Updating Charts, Chartplotter with Preloaded Charts; Transducer with Depth, Water Temperature & Fish Finder)
- Electronic Circuit 50 amp with Fuse Panel
- Horn
- Joystick Control
- Complimentary 3-Month Subscription to Sea Ray Connect, Powered by NAUTIC-ON™
- Parallel Battery Engine Start
- SmartCraft® Digital Throttle & Shift with Trim Switch & Ignition Cutout Switch (Binnacle Control with All Engines)
- Steering, Power-Assisted with Tilt Wheel
- Stereo, Fusion® Apollo 770 AM/FM with Bluetooth, Wi-Fi Audio Streaming; SRX 400 Fusion Head Unit in Cabin with speakers for Discrete Zone; (6) Pair of Fusion 6.5" Speakers; 10" Subwoofer; (3) Fusion Signature Series Amps & (3) NRX 300 Remote Controls (Bow, Cabin, Transom)
- Switch Panel with Backlit Weatherproof Lighted Chrome Push Button Switches
- Tilt & Trim, Power

ENGINE COMPARTMENT

- Bilge Pump, 12V Automatic
- Bilge Pump, 12V Automatic High-Water (2) 1-Bilge 1-Cabin
- Blowers, 12V Bilge (2)
- Fire Suppression System – Automatic
- Gel-Coated Engine Compartment
- Insulated Engine Compartment
- Lighting – 12V
- Oil Filter – Remote

ELECTRICAL SYSTEMS

- Battery Charger / Converter 120V /60 cycle
- Battery Switch, Single with Solenoid
- Battery Trays with Mounts
- Galvanic Isolators
- Mercathode (2)
- Shore Power, 120V/60 Cycle – 30-Amp Service with Inlet, 50' Cord & Converter, Galvanic Isolator & Main Distribution Panel (Also Available in 220V/50 Cycle)
- TV Inlet with TV Antenna / TV shore cord

FUEL SYSTEMS

- Evaporative Emissions Fuel System
- Fuel Lines, USCG – Type A-1
- Fuel Tank with Electric Anti-Siphon Valve & Electric Sending Unit

GENERATOR

- Low Emission – Gas, 120V/60 Cycle with Remote Start, Muffler, Closed Cooling, Fuel Filter, Seacock & Seawater Strainer

UNDERWATER GEAR

- Variable Running Surface – Trim Tabs & Trim Indicators

WATER SYSTEM

- Pressure Water System with 12V Pump
- Faucet – Wet Bar
- Pullout Sprayer – Head
- Pullout Sprayer – Transom
- Water Heater (6 Gallon)
- Water Tank (50 Gallon) with Level Indicator and Water Filter System

STANDARD PROPULSION

- Twin MerCruiser® 8.2L MAG ECT Bravo Three® with Axius™ Propulsion (T-380 hp / 283 kW)
- Propellers, Stainless Steel

OPTIONS & ACCESSORIES

OPTIONAL PROPULSION

- Twin MerCruiser 8.2L MAG ECT Bravo Three X® SeaCore® with Axius Propulsion (T-380 hp / 283 kW)
- Twin MerCruiser 8.2L MAG HO ECT Bravo Three X with Axius Propulsion (T-430 hp / 321 kW)
- Twin MerCruiser 8.2L MAG HO ECT Bravo Three X SeaCore with Axius Propulsion (T-430 hp / 321 kW)

TWIN DIESEL / AXIUS PROPULSION

- Twin Mercury® Diesel TDI 4.2L Bravo Three XR SeaCore with Axius Propulsion (T-364 hp / 271 kW)

EXTERIOR COLOR

- Bottom Paint
- Gel Coat, Full Solid Hull Color
- Gel Coat, Hull Side Color
- Gel Coat, Hull Bottom Color – Black or White
- Gel Stripe

UPHOLSTERY, INTERIOR, SEATING & FLOORING

- Bow Filler Cushions
- Bow Table, Teak with Dedicated Storage (Round)
- Cockpit Vinyl Color – Dune (Tan Base Vinyl with Brown Accent Vinyl)
- Cockpit Vinyl Color – Stone
- Flooring Color: Brown or Grey
- Snap In Carpet – Bow & Cockpit

- Snap In Infinity Woven Vinyl Flooring – Bow & Cockpit
- Snap In SeaDeck – Bow & Cockpit
- SeaDeck Swim Platform Matting (Glue down)
- Teak Flooring for Cockpit
- Teak Flooring for Swim Platform, Terrace & Walk-thru

HARDTOP, TOWERS & CANVAS

- Canvas Package For Fiberglass Hardtop
- Cockpit Cover with Tonneau Cover
- Extended Sunshade
- Mooring Cover – Available in Black Only
- Fiberglass Hardtop with Opening Canvas
- Sunshade, Bow Seating

ELECTRONICS

- Flat Screen TV with DVD Player – Cockpit
- Flat Screen TV with DVD Player – Mid Cabin
- Flat Screen TV with DVD Player – V-Berth
- Marine Weather
- Premier Audio Upgrade – Combined Cabin & Cockpit (Includes: SRX 400 in Cabin to Create Discrete Zone, (6) Pair of 6.5" Signature Series Speakers & 10" Signature Series Subwoofer) (Lighted Speakers with LED Lighting Package)
- Simrad® Halo 24 Radar
- Simrad RS40 VHF Radio with Antenna
- SiriusXM Satellite Receiver (N/A outside North America)

ADDITIONAL OPTIONS

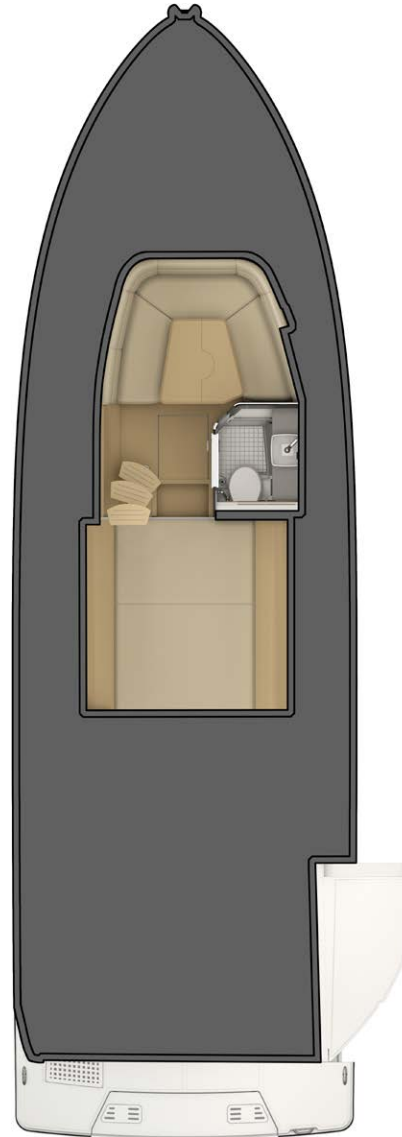
- 220 V / 50 Cycle Electrical System
- Air Compressor For Water Toys
- Air Conditioning for Berth – 120v/60 (requires Inverter)
- Air Conditioning for Berth – 220v/50 (requires Inverter)
- All Chain Windlass with Galvanized Anchor
- Blue or White LED Lighting Package
- C E Option Group
- Cockpit Heat – Hot Air Vent Only
- Cockpit Wet Bar 2nd Refrigerator
- Docking Lights
- Dynamic Running Surface™; (Trim Tabs that Automatically Optimize Running Attitude and Trim,

Delivering Stability and Performance that Exceed all Expectations)

- Electric Submersible Swim Platform
- Electric Grill – 120v/60 (requires Inverter)
- Electric Grill – 220v/50 (requires Inverter)
- Electric Grill, Dual – 120v/60 (requires Inverter)
- Electric Grill, Dual – 220v/50 (requires Inverter)
- Fender Clip System – Quick Connect (4)
- Flagpole with Base & US Flag
- Gray Water System
- Generator (120v/60) – Diesel
- Generator (220v/50) – Diesel
- Generator (120v/60) – Gas
- Generator (220v/50) – Gas
- Inverter – 12v To 120v/60 Cycle
- Inverter – 12v To 220v/50 Cycle
- Macerator with Seacock Interlock System
- Remote Controlled 5" Spotlight
- Shore Power Package with Converter & Cord – 220v/50
- Stainless Steel Anchor (Only Available with Windlass Option)
- Thru Hull Under Water Lights
- VacuFlush Head System with Direct Overboard Discharge (Int'l)
- Wine Cooler



BOW & COCKPIT



CABIN