

2024

SDX 270 SURF



Sea Ray 

ADVENTURE WITHOUT COMPROMISE

The SDX® 270 Surf is designed to maximize every moment out on the water. The yacht-certified vessel showcases ultimate versatility with premium amenities, including powerful propulsion, an oversized bow perfect for socializing, an open cockpit with ample seating, and abundant storage areas. Plus, an intuitive surf system powered by Mercury Marine® generates rideable waves for wakesurfing and other watersports. Never compromising on comfort, the SDX 270 Surf offers everything you need for endless adventures.





2024 SDX 270 SURF

Sea Ray

STANDARD SPECIFICATIONS



STANDARD PROPULSION

Mercury® MerCruiser® 6.2L MPI ECT
Bravo Four S® with DTS (350 hp / 261 kW)



CRUISING SPEED

24–28 mph / 39–45 kph



WIDE OPEN THROTTLE (WOT)

38–40 mph / 61–64 kph



FUEL CAPACITY

75 gal / 284 L



RANGE

154 mi / 248 km (cruising speed)
103 mi / 166 km (WOT)



LENGTH OVERALL

27'2" / 8.28 m without anchor
27'7" / 8.41 m with anchor



BEAM

8'6" / 2.59 m



BRIDGE CLEARANCE

8'4" / 2.54 m (tower up)
5'8" / 1.73 m (tower down)



DRAFT

43" / 109 cm (sterndrive down)
34" / 86 cm (sterndrive up)



DRY WEIGHT

6,976 lb / 3,164 kg



WATER READY WEIGHT

8,094 lb / 3,671 kg (fully optioned)



DEADRISE

21°



WATER CAPACITY

14 gal / 53 L (requires
Water System Bundle)



HOLDING TANK

6 gal / 23 L (requires
Water System Bundle)



BALLAST CAPACITY

1,900 lb / 862 kg



YACHT CERTIFIED



1) Speed determined by GPS. Fuel consumption based on total usage by engines. MPG computed from MPH and GPH. Range based on 90% of total fuel capacity.

2) The performance data shown is valid only for the specific boat tested and the conditions that existed when the test was performed. Many factors may affect performance, including but not limited to, installation of certain options; vessel loading and trim; weather and sea conditions; and engine, propeller, and hull bottom conditions. Sea Ray makes no performance guarantees.

AT A GLANCE

A WATERSPORTS TOWER
The electric folding watersports tower with an integrated Bimini top and surf tow points allows you to pull wakesurfers with ease.

B COCKPIT ENHANCEMENTS
The cockpit includes an integrated cooler compartment, inductive charging stations (available with the Entertainment Bundle) and a table (available with the Comfort Bundle).

C ADJUSTABLE SEATING
The helm and port companion seats feature convertible backrests that transform them into aft-facing loungers.

D STARBOARD COMPARTMENT
The convenient starboard compartment can be used to store gear or upgraded to a head for uninterrupted boating.

E OVERSIZED BOW
The bow offers lounge-style seating, a bow ladder and an integrated cooler compartment to store drinks and snacks. Choose the Comfort Bundle to add a teak table and filler cushion.

F BOW UPGRADES
With the Anchor Bundle, the bow can be enhanced with a stainless steel anchor, windlass, rope and chain.



AT A GLANCE

A INTUITIVE CONTROL
The helm is equipped with dual 9" Simrad® NSX® touchscreen displays and an intuitive custom user interface that makes adjusting surf settings for any rider easy.


B FUSION® AUDIO
Listen to music out on the water with premium sound from the Fusion® stereo or select the Entertainment Bundle for a Fusion® Premier audio system.

C CONVERTIBLE SUNPAD
Presenting a spot to relax, the sunpad features a backrest that folds down to extend the area.

D AQUATIC ACCESS
The water is easily accessible from the swim platform with a manual submersible step and concealed stainless steel four-step ladder.

E OPTIMIZED STORAGE
Integrated storage optimized for space has been incorporated throughout the boat. A storage area under the cockpit bench seat keeps boards secure when not in use.

F SURF POWER
To create rideable waves for watersports, the boat is powered by a Mercury® MerCruiser® 6.2L MPI ECT engine with a forward-facing Bravo Four S® drive and SmartCraft® Digital Throttle & Shift (DTS).





2024 SDX 270 SURF

Sea Ray®




2024 SDX 270 SURF

Sea Ray®

COLORS & MATERIALS

EXTERIOR COLOR SCHEMES



Arctic White (standard)



Onyx Black



Horizon




Sea Ray Blue



Quantum Blue



Kingfisher Teal



Neo Mint Green



Rally Red



FULL HULL



HULL SIDE

Hull bottom available in Arctic White or Onyx Black only

VINYL UPHOLSTERY COLORS



Dune (standard)
Tan base with brown accents




Stone
Gray base with dark gray accents

CANVAS



Sunbrella® Black

BOW & COCKPIT FLOORING



Non-skid fiberglass (standard)



SeaDek® – Dune



SeaDek® – Moonrock




Infinity woven vinyl – Brown



Infinity woven vinyl – Gray

SWIM PLATFORM FLOORING



Non-skid fiberglass (standard)



SeaDek® – Dune



SeaDek® – Moonrock

HIGHLINE APPEARANCE PACKAGE

Customize your Sea Ray to complement your style with sporty metallic finishes, high-contrast color schemes and unique patterns.



Black engine vent covers



Hull side metallic accent stripe



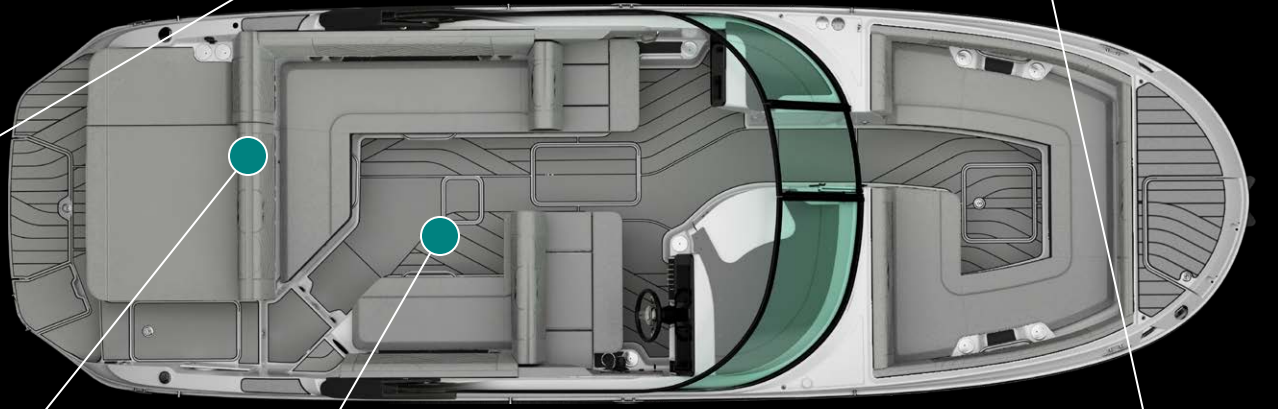
Highline upholstery embroidery pattern



Highline SeaDek® pattern



Highline two-tone exterior color scheme



STANDARD FEATURES

BOW & COCKPIT

- Cup holders, stainless steel (17)
- Floor liner, fiberglass
- Lighting, LED (courtesy)
- Outlets, 12V accessory
- Outlets, USB-A & USB-C dual port (4)
- Side entry step (starboard cockpit)
- Vinyl, marine grade with mildew & UV protection

DOORS

- Bow block-off door, fiberglass
- Hatch for bilge access, gas-assisted
- Transom door, fiberglass

SEATING

- Aft L-shaped bench seating with storage below
- Bow seating, U-shaped with removable cushions & storage below
- Cockpit social area with opposing seating & storage
- Helm seat, oversized with convertible backrest & flip-up bolster
- Port companion seat with convertible backrest & flip-up bolster
- Sunpad with convertible backrest

STORAGE

- Board storage, gas-assisted with holders (under cockpit seating)
- Bow compartment, gas-assisted with concealed stainless steel four-step boarding ladder & anchor storage
- Bow storage (under seating)
- Integrated cooler or storage, fiberglass with drain (under bow seating)
- Integrated cooler or storage, fiberglass with drain (under cockpit seating)

HULL & DECK

- Cleats, stainless steel through-bolted (8") – 6
- Deck fill plate, stainless steel
- Drain plug
- Eyes, stainless steel (bow & stern)
- Handrails, stainless steel (bow & cockpit)
- Horn, built-in
- Light, removable (stern)
- Lights, navigation (stainless steel) – integrated into deck
- Rub rail, PVC with stainless steel insert
- Ski tow eye, stainless steel (transom)
- Stringer system, fiberglass
- Swim platform, integral with manual submersible step, concealed stainless steel four-step swim ladder & grab handle
- Thru-hull fittings, stainless steel
- Windshield, tempered tinted curved glass with walkthrough door

STORAGE

- Glove box, lockable (port dash)
- Storage, gas-assisted with drain (transom walkway floor)
- Storage (under port console)
- Storage with lockable door (under helm)
 - Lighting, LED (courtesy)

TOPS & CANVAS

- Watersports tower, electric folding with integrated Bimini top & side-mounted surf tow points – black

TECHNICAL

ELECTRICAL

- Battery switches
- Fuse block

FUSION® AUDIO SYSTEM

- RA210 AM/FM stereo (port dash)
 - Bluetooth™
 - Digital Signal Processing (DSP)
 - Wi-Fi audio streaming with Apple AirPlay® 2
 - XS Series speakers (6.5") – 2 pairs

HELM

- Alarm, engine (oil & water)
- Digital Dash, dual (9")
 - Active Trim control & monitoring
 - Chartplotter with preloaded charts (North America only)
 - Mercury Marine® SmartCraft® Connect
 - Simrad® NSX® 9" touchscreen displays (2)
 - Transducer with depth, water temperature & fishfinder

- Mercury Marine® SmartCraft® Digital Throttle & Shift (DTS)
 - Active Trim speed-based automatic engine trim system with integrated GPS
 - Engine start / stop
- Sea Ray customized surf interface powered by Mercury Marine® Smart Tow®
- Steering, power-assisted with tilt wheel
- Switch panel with illuminated weatherproof chrome switches
- Tilt & trim, power

MECHANICAL

BILGE

- Bilge lighting, 12V
- Bilge pump, 1100 GPH 12V automatic (aft)
- Blower, 12V
- Fire extinguisher discharge port
- Oil filter, remote
- Sound-insulated & gel-coated enclosure
- Vents, integral with water management system

FUEL SYSTEM

- Evaporative emissions fuel system
- Fuel lines, USCG compliant
- Fuel tank with anti-siphon valve & electric sending unit

UNDERWATER GEAR

- Propellers, stainless steel
- Surf tabs, electric

WATER SYSTEM

- Ballast system, hard tank subfloor (center bow, port midship and starboard midship) – controlled by Sea Ray customized surf interface

OPTIONS & ACCESSORIES

BOW & COCKPIT

- Flooring, Infinity Luxury Woven Vinyl™ (snap-in)
- Flooring, SeaDek® (glue-down)

HULL & DECK

- Air compressor for water toys with dedicated storage
- Interior upholstery upgrade for the head/under-helm compartment
 - Cushions
 - Headliner
- PTM Watersports Premium ski mirror
- Windshield wiper (starboard)

HEAD

Options require Water System Bundle.

- Countertop, solid surface
- Gray water system
- Holding tank level indicator
- Macerator with seacock interlock system
- Pump-out head with sink, faucet & holding tank
- Trash receptacle
- VacuFlush® head with sink, faucet & holding tank

TOPS & CANVAS

- Accent panels for tower
- Mooring cover – black
- Sunshade, manual with poles (bow seating)
- PTM wakeboard racks, edge-clamping three-position swivel
- Wakeboard racks, swivel
- Watersports tower, electric folding with integrated Bimini top & side-mounted surf tow points – white

TECHNICAL

ELECTRICAL

- Battery charger, 12V onboard (triple bank)

ELECTRONICS

- 1st Mate™ Marine Safety & Security System
- Fusion® tower speakers (only available with Entertainment Bundle)
 - Apollo™ Series monoblock amplifier for subwoofer (1400W)
 - Signature Series can speakers (8.8" – 2) – black or white

MECHANICAL

BILGE

- Fire suppression system, automatic with manual override

UNDERWATER GEAR

- Trim switch (transom)

BUNDLES

ANCHOR BUNDLE

- Anchor, stainless steel
- Windlass with rope & chain

COMFORT BUNDLE

- Filler cushion (bow)
- Table with dedicated storage, teak (bow)
- Table with dedicated storage, teak (cockpit)

ENTERTAINMENT BUNDLE

ELECTRONICS

- Inductive charging stations (4)

FUSION® PREMIER AUDIO SYSTEM UPGRADE

- Apollo™ RA770 AM/FM stereo (port dash)
 - Apollo™ Series amplifier, 5-channel (1600W)
 - ARX remote unit (transom)
 - Bluetooth™
 - Digital Signal Processing (DSP)
 - Signature Series speakers (7.7") – 3 pairs
 - Signature Series subwoofer (10")
 - Wi-Fi audio streaming with Apple AirPlay® 2

ESSENTIALS BUNDLE

- Cockpit & tonneau covers
- Fender clips, quick connect (6)
- Flagpole with base & U.S. flag
- Swim platform flooring, SeaDek® (glue-down)

LIGHTING BUNDLE


- LED RGB-W color-changing & white accent lighting package
 - Lighting for bow & cockpit
 - Underwater thru-hull (2 lights)
- Lights, docking

WATER SYSTEM BUNDLE

- Bow washdown
- Pullout sprayer (transom)
- Water pressure system with 12V pump & filtration

ANCHOR BUNDLE

Ensure your Sea Ray is secured wherever adventure takes you with factory-assembled features that make anchoring easy.



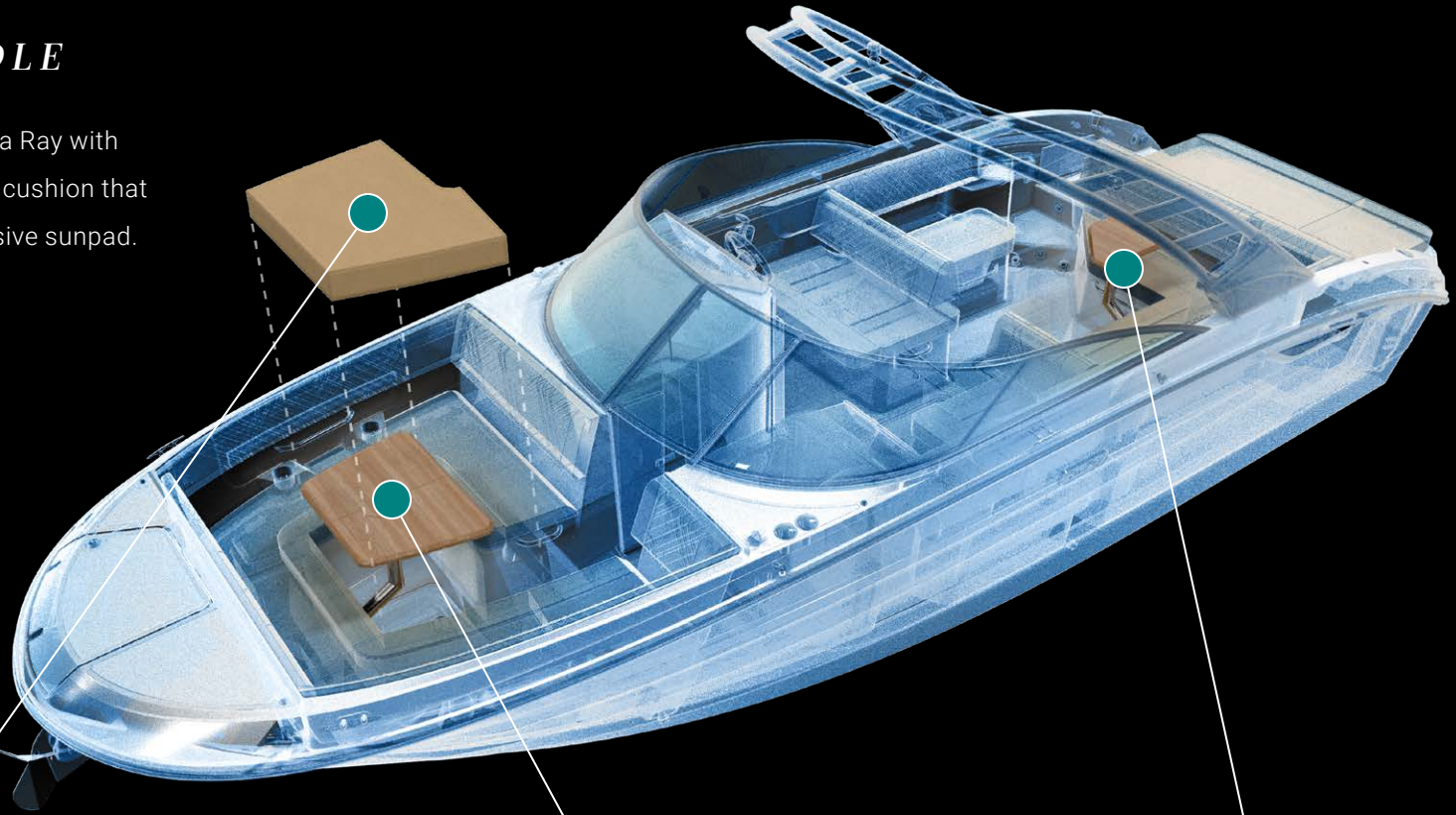
Windlass with rope and chain



Stainless steel anchor

COMFORT BUNDLE

Add a touch of luxury to your Sea Ray with stowable teak tables and a filler cushion that converts the bow into an expansive sunpad.



Bow filler cushion



Teak bow table




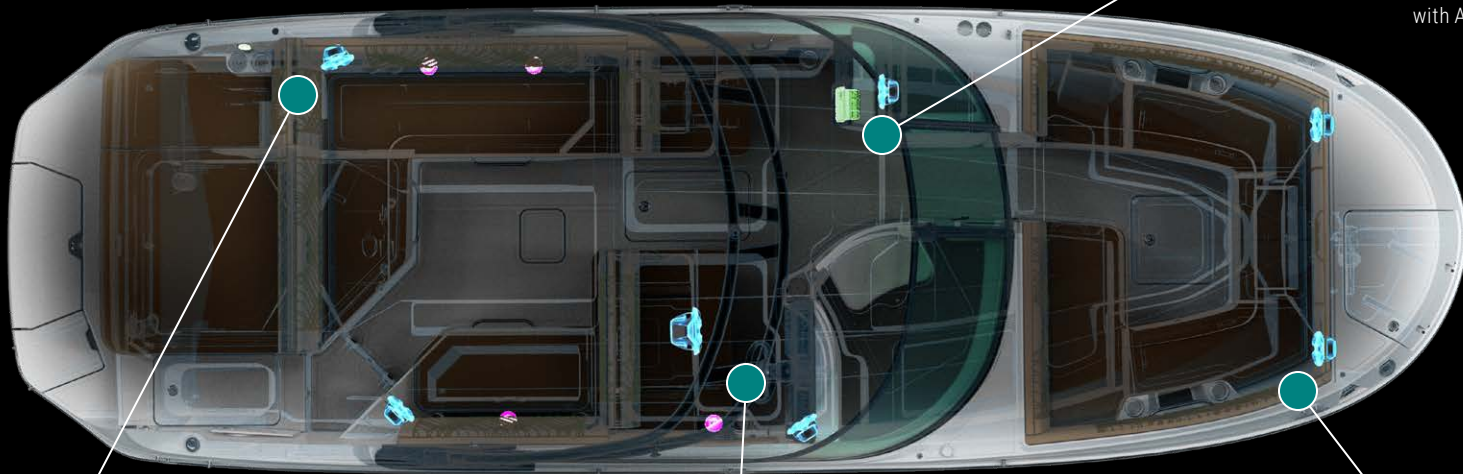
Teak cockpit table

ENTERTAINMENT BUNDLE


Keep the fun going all day long with inductive charging stations and the next level in marine audio entertainment from Fusion®.




Fusion® Premier Audio system with Apollo™ RA770 stereo



ARX remote unit and Signature Series speakers




Signature Series subwoofer and speaker



Signature Series bow speakers

ESSENTIALS BUNDLE

For a superior boating experience, elevate your Sea Ray with some of the most popular accessories requested by boaters.



Cockpit and tonneau covers



Quick connect fender clips




Flagpole with base and U.S. flag



SeaDek® swim platform flooring

LIGHTING BUNDLE

Transition from day to night during a sunset cruise or twilight excursion with illuminating features that enhance the ambience.



LED RGB-W color-changing and white accent lighting package



Docking lights

WATER SYSTEM BUNDLE



Rinse sand from your Sea Ray and gear while out on the water with a convenient bow washdown and transom sprayer.



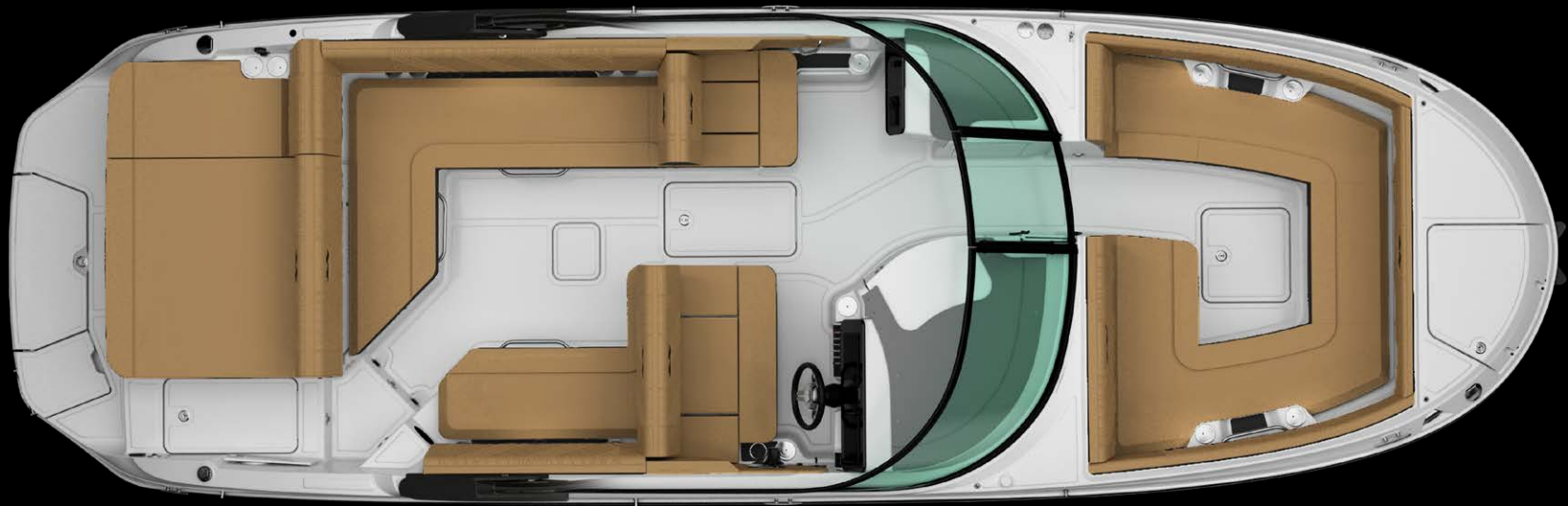
Transom pullout sprayer



Bow washdown



LAYOUT



DECK / COCKPIT



AT SEA RAY, WE BELIEVE THAT RICHER MOMENTS ON THE
WATER LEAD TO A RICHER LIFE. THAT'S WHY EVERYTHING
WE DO IS DESIGNED TO MAKE EACH MOMENT EXCEPTIONAL.

07172024

© 2024 Sea Ray Boats | 800 South Gay Street, Suite 1500, Knoxville, TN 37929 | searay.com

Features, options and specifications are subject to change and may vary for different model years. Some accessories may not be available (a) as standard features or upgradeable options, or (b) when a boat is built for regions outside of North America and/or has CE certification. Confirm specifications and availability of features and options with an authorized Sea Ray dealer.

