

2026

SLX 360 OUTBOARD



Sea Ray 

POWER WITH POLISH

The SLX® 360 Outboard delivers power with polish, blending next-level performance and intuitive captaining with refined craftsmanship and thoughtful amenities. Multiple social zones throughout the boat create inviting spaces for connection, while the airy cabin with a separate stand-up head offers a comfortable retreat for relaxation and rejuvenation. The enhanced helm features next-generation marine technology for effortless control of all major systems. Additional highlights include a fold-down swim terrace for easy water access, a rotating port companion seat, and an optional convertible summer galley. Whether entertaining friends or dropping anchor for the night, the SLX 360 Outboard elevates every moment on the water.





2026 SLX 360 OUTBOARD

Sea Ray

STANDARD SPECIFICATIONS



STANDARD PROPULSION

Triple Mercury® 300 Verado® V8 Outboards with Joystick Piloting, DTS & e-Steering (Tri-300 hp / 224 kW) – black



CRUISING SPEED

35–38 mph / 56–61 kph (est.)



WIDE OPEN THROTTLE (WOT)

49–52 mph / 79–84 kph (est.)



FUEL CAPACITY

275 gal / 1,041 L



RANGE

238 mi / 383 km (est. cruising speed)
178 mi / 286 km (est. WOT)



LENGTH OVERALL

38'1" / 11.61 m with outboards & anchor



BEAM

10'10" / 3.30 m



BRIDGE CLEARANCE

9'1" / 2.77 m without radar
9'9" / 2.97 m with radar



DRAFT

43" / 109 cm (outboards down)
29" / 74 cm (outboards up)



DRY WEIGHT

18,100 lb / 8,210 kg



WATER READY WEIGHT

21,134 lb / 9,586 kg (fully optioned)



DEADRISE

21°



WATER CAPACITY

30 gal / 114 L



HOLDING TANK

28 gal / 106 L



YACHT CERTIFIED



SLEEPS TWO



1) Speed determined by GPS. Fuel consumption based on total usage by engines. MPG computed from MPH and GPH. Range based on 90% of total fuel capacity.

2) The performance data shown is valid only for the specific boat tested and the conditions that existed when the test was performed. Many factors may affect performance, including but not limited to, installation of certain options; vessel loading and trim; weather and sea conditions; and engine, propeller, and hull bottom conditions. Sea Ray makes no guarantee whatsoever that this performance will be repeated on this boat at a later date and/or at any time on a similarly equipped boat.

AT A GLANCE

A FIBERGLASS HARDTOP
The hardtop features skylights that let in natural light while providing protection from harsh rays and inclement weather.

B SOCIAL ZONES
Designed for fun and relaxation, multiple seating areas, like the expansive cockpit, encourage effortless conversation and connection.

C PORT COMPANION SEAT
The port companion bench seat rotates to face aft, extending the cockpit's entertaining space, and includes an electric height adjustment for personalized comfort.

D BOW LOUNGE
The bow features lounge-style seating with foldable armrests, aft-facing bench seating and hull windows that create an immersive experience.

E CONVENIENT STORAGE
From storage areas beneath the bow seating to large transom compartments, the boat offers plenty of places to stow your gear.

F CABIN COMFORTS
The inviting cabin includes a stand-up wet head and a salon seating area that converts into a V-berth sleeper.



AT A GLANCE

A INTELLIGENT CONTROL
For seamless captaining, the helm features a Digital Dash with dual 15" Simrad® NSX® ULTRAWIDE touchscreen displays, wheel-mounted controls and an optional precision bow thruster.

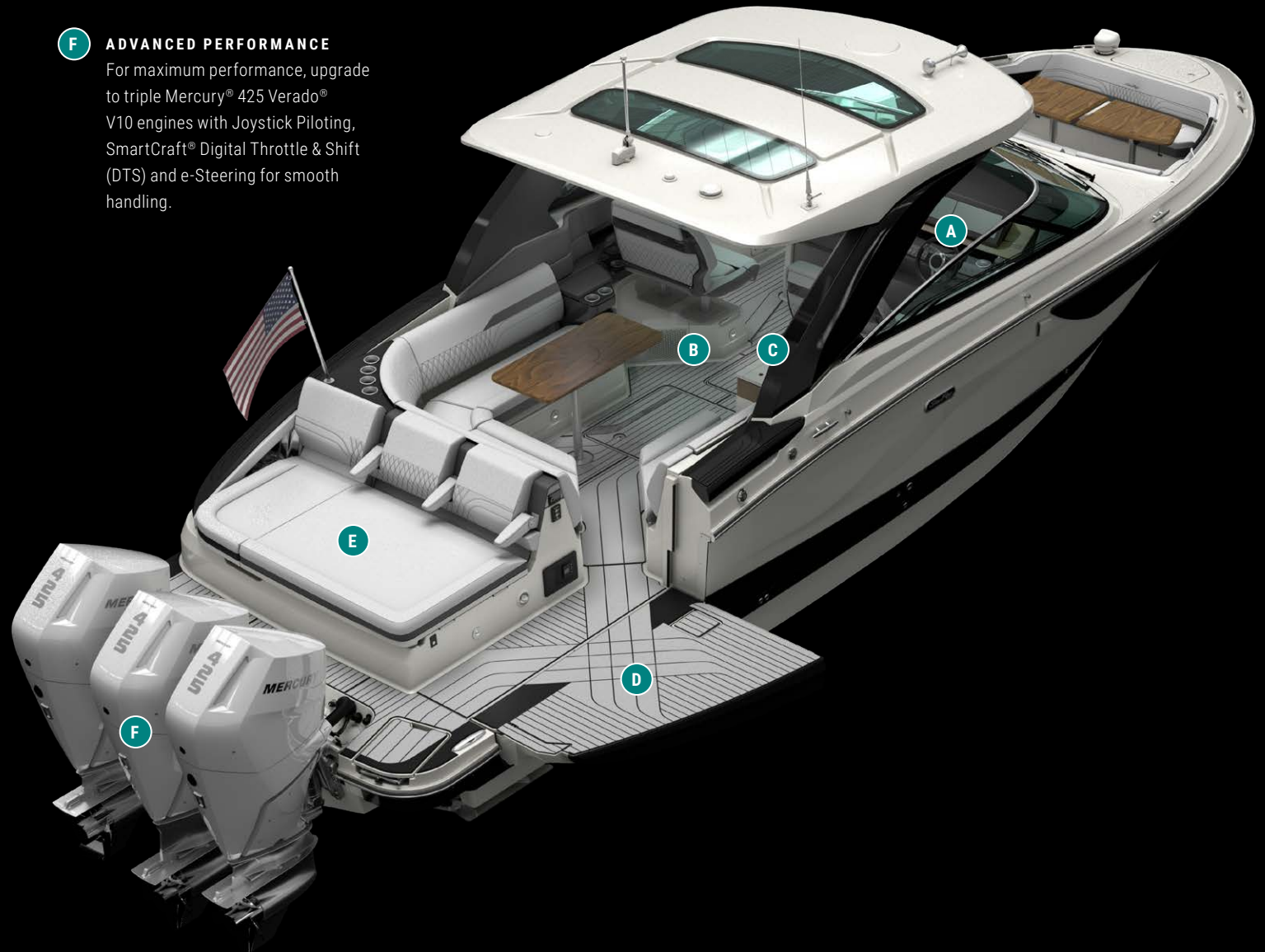
B LUXURY AUDIO
Enjoy your favorite music out on the water with superior sound from the audio system or upgrade for a top-of-the-line listening experience.

C WET BAR UPGRADES
Perfect for entertaining, the wet bar comes standard with a sink and refrigerator, or choose the Summer Galley upgrade to add a grill and convertible countertop.

D SWIM TERRACE
At the touch of a button, the innovative fold-down swim terrace opens to extend the cockpit, providing instant water access.

E PLUSH SUNPAD
The broad lounge-style sunpad with foldable armrests presents an inviting space to unwind and take in the view.

F ADVANCED PERFORMANCE
For maximum performance, upgrade to triple Mercury® 425 Verado® V10 engines with Joystick Piloting, SmartCraft® Digital Throttle & Shift (DTS) and e-Steering for smooth handling.








2026 SLX 360 OUTBOARD

Sea Ray®

COLORS & MATERIALS

EXTERIOR COLOR SCHEMES



Arctic White (*standard*)



Onyx Black



Horizon



Sea Ray Blue



Quantum Blue



Kingfisher Teal



Neo Mint Green



Rally Red



FULL HULL



HULL SIDE

Hull bottom available in Arctic White or Onyx Black only



ACCENT STRIPE

Available with full hull color scheme only



THREE ZONE HULL

VINYL UPHOLSTERY COLORS



Dune (*standard*)
Tan base with brown accents




Stone
Light gray base with gray accents

CANVAS



Sunbrella® Black

BOW & COCKPIT FLOORING



Non-skid fiberglass (*standard*)



SeaDek® – Brown



SeaDek® – Gray



Infinity woven vinyl – Brown



Infinity woven vinyl – Gray

SWIM PLATFORM FLOORING



Non-skid fiberglass (*standard*)



SeaDek® – Brown



SeaDek® – Gray

STANDARD FEATURES

BOW & COCKPIT

- Cup holders, stainless steel (18)
- End table with storage (port cockpit)
- Floor liner, fiberglass
- Hull windows, acrylic (bow)
- Lighting, LED (courtesy)
- Outlets, USB-A & USB-C dual port (7)
- Self-bailing cockpit
- Table with dedicated storage, teak (cockpit)

DOORS

- Bow walkthrough with hinged windshield door & fiberglass block-off door
- Cabin entry door, sliding lockable (acrylic)
- Hatch for aft bilge access, electrically actuated with emergency pull handle & prop rod
- Hatch for mid-bilge access, gas-assisted
- Transom door, acrylic

SEATING

- Bow seating
 - Forward-facing bench seating with foldable armrests
 - Opposing aft-facing bench seating with hinged cushions
- Cockpit social area
 - Aft L-shaped bench seating
 - Opposing starboard bench seating
- Helm bench seat with slider & flip-up bolster
- Port companion bench seat with swivel, slider, electrically actuated height adjustment & flip-up bolster
- Sunpad with foldable armrests

STORAGE

- Bow storage (under seating)
- Cockpit storage (under seating)
- Fender storage (bow walkthrough)
- Storage for gear, gas-assisted (cockpit floor)
- Side panel tubs (bow & cockpit)

WET BAR

- Countertop, solid surface
- Refrigerator, dual voltage with freezer tray
- Sink with stainless steel faucet
- Storage drawer
- Trash receptacle, pull-out

HULL & DECK

- Cleats, stainless steel through-bolted (10") – 6
- Cleats, stainless steel pop-up (10" – stern) – 2
- Deck fill plates, stainless steel
- Drain plug, brass-threaded (garboard)
- Entry access (starboard)
- Eyes, stainless steel (bow & stern) – 3
- Handrails, stainless steel (cockpit)
- Handrails, Chil Cool Technology vinyl-wrapped stainless steel (bow)
- Hardtop, fiberglass with skylights
- Horn, stainless steel
- Lights, navigation (stainless steel) – integrated into deck with motorized mast light
- Pullout sprayer (transom)
- Quiet Ride™ technology
- Rub rail, PVC with stainless steel insert
- Stringer system, fiberglass
- Swim platform, integral with deck-mounted stainless steel four-step swim ladder
- Swim terrace, electrically actuated fold-down (starboard)
- Thru-hull fittings, stainless steel

- Windlass with rope, chain & Ultra Marine stainless steel anchor
- Windshield, tempered tinted curved glass with stainless steel header
- Windshield wiper (starboard)

DOORS

- Hatch for aft bilge access, hinged (starboard, under sunpad)

STORAGE

- Transom storage for inflatables & gear with gas-assisted fiberglass lid (port, under sunpad)
Transom storage for docklines & gear with gas-assisted fiberglass lid (starboard, under sunpad)

CABIN

HEAD

- Door, lockable with mirror
- Exhaust vent, 12V
- Full fiberglass enclosure
- Hull window, acrylic
- Lighting, LED (courtesy)
- Medicine cabinet
- Sink, vessel with stainless steel hot & cold faucet & shower wand
- Storage cabinet
- Toilet paper holder
- Towel hook
- VacuFlush® head with holding tank
- Vanity with solid surface countertop & storage

SALON / V-BERTH

- Carbon monoxide monitor
- Forward window, opening with screen (acrylic)
- Handrail, stainless steel
- Hull window, acrylic
- Lighting, LED (courtesy & accent)
- Outlet, 12V accessory
- Outlets, USB-A & USB-C dual port (2)
- Seating, U-shaped (converts with filler cushion into sleeper)
- Skylight, acrylic
- Steps with teak treads (cabin entry)
- Storage cabinets & shelf

TECHNICAL

ELECTRICAL

- Battery charger, 12V onboard (triple bank)
- Battery switches, remote
- Electrical system, 120V 60Hz
- Fuse block
- Isolator, galvanic
- Main distribution panel, AC/DC with voltage & current meters
- Shorepower, 120V 30A with 50' cord

AUDIO SYSTEM

- AM/FM stereo, integrated
 - Touchscreen display interface
 - Controls on steering wheel
 - Speakers (6.5") – 4 pairs
 - Subwoofers (10") – 2
 - Amplifier, 8-channel (2400W)
 - Bluetooth™
 - Digital Signal Processing (DSP)

HELM

- Alarm, high water
- Alarm, engine (oil & water)
- Control panel with illuminated weatherproof chrome buttons
- Dash, wood-grain with vinyl upholstered shelf
- Digital Dash, dual (15")
 - Active Trim control & monitoring
 - Chartplotter with preloaded charts (North America only)
 - CZone® digital switching
 - Mercury Marine® SmartCraft® Connect
 - MicroSD card readers for updating charts (2)
 - Simrad® NSX® ULTRAWIDE 15" touchscreen displays (2)
 - Transducer with depth, water temperature & fishfinder
- Mercury Marine® Joystick Piloting for Outboards with e-Steering
- Mercury Marine® SmartCraft® Digital Throttle & Shift (DTS)
 - Active Trim speed-based automatic engine trim system with integrated GPS
 - Engine start / stop
- Parallel start system with battery parallel
- Steering wheel with adjustable tilt & illuminated button controls
- Tilt & trim, power

MECHANICAL

BILGE (AFT)

- Bilge lighting, 12V
- Bilge pumps, 1700 GPH 12V automatic high-water
- Vents, integral

BILGE (MID-SHIP)

- Bilge lighting, 12V
- Bilge pump, 800 GPH 12V automatic
- Sump box with automatic pump for shower

FUEL SYSTEM

- Evaporative emissions fuel system
- Fuel lines, USCG compliant
- Fuel tank with anti-siphon valve & electric sending unit

UNDERWATER GEAR

- Propellers, stainless steel
- Variable Running Surface (trim tabs)

WASTE SYSTEM

- Holding tank level indicator (main distribution panel)
- Holding tank with dockside pump-out, 28 gal

WATER SYSTEM

- Bow washdown
- Pullout sprayer (transom)
- Water heater, 6 gal
- Water manifold system
- Water pressure system with 12V pump & filtration
- Water tank, 30 gal

OPTIONS & ACCESSORIES

PROPULSION

- Triple Mercury® 300 Verado® V8 Outboards with Joystick Piloting, DTS & e-Steering (Tri-300 hp / 224 kW) – white
- Triple Mercury® 425 Verado® V10 Outboards with Joystick Piloting, DTS & e-Steering (Tri-425 hp / 317 kW) – white

BOW & COCKPIT

- Flooring, Infinity Luxury Woven Vinyl™ (snap-in)
- Flooring, SeaDek® (glue-down)

SEATING

- Helm bench seat with electrically actuated slider & flip-up bolster

WET BAR

- Refrigerator, 12V drawer-style
- Summer Galley upgrade
 - Extended countertop (converts from starboard bench seating backrest)
 - Kenyon grill with SiKEN® grill lid

HULL & DECK

- Scanstrut ATMOS air compressor for water toys

TOPS & CANVAS

- Canvas package for fiberglass hardtop
 - Curtain (aft) with isinglass
 - Curtains (side) with isinglass
 - Front visor with isinglass
 - Storage bag
- Sunshade, automated extended SureShade® for fiberglass hardtop (aft)
- Sunshade, manual with poles (bow seating)

CABIN

SALON / V-BERTH

- Microwave
- TV, smart

TECHNICAL

ELECTRIC POWER SYSTEM

- Fathom™ e-Power system – high-capacity lithium-ion battery pack with intuitive power management system

ELECTRICAL

- Electrical system, 220V 50Hz
- Generator, gas (7.5 kW)
- Inverter, 12V

ELECTRONICS

- 1st Mate™ Marine Safety & Security System (North America only)
- Seakeeper® 3 gyroscopic stabilizer (Fathom™ e-Power system or generator required)
- Simrad® HALO24 radar
- Simrad® RS100-B VHF radio with antenna
- SiriusXM® Marine Weather satellite receiver & antenna (North America only; subscription required)
- SiriusXM® satellite receiver (North America only; subscription required)

LIGHTING

- Spotlight, LED (remote controlled)

MECHANICAL

AIR CONDITIONING & HEATING

- A/C & heating (cabin: 10,000 BTU) – Fathom™ e-Power system or generator required
- A/C & heating (cockpit: 18,000 BTU; cabin: 10,000 BTU) – generator required (not compatible with Fathom™ e-Power system)

BILGE (AFT)

- Automatic outboard freshwater flushing system
- Fire suppression system, automatic with manual override (required with generator)

UNDERWATER GEAR

- Precision bow thruster (integrated with Joystick Piloting for Outboards system)

WASTE SYSTEM

- Gray water system
- Macerator with seacock interlock system

INTERNATIONAL SYSTEMS

- CE certification
Some features and options may not be available when a boat is built for regions outside North America and/or has CE certification. Boats ordered with 220V 50Hz electrical systems will have the appropriate appliances in the corresponding voltage.

BUNDLES

COMFORT BUNDLE

- Filler cushions (bow)
- Tables with dedicated storage, teak (bow) – 2

ENTERTAINMENT BUNDLE

ELECTRONICS

- Inductive charging stations (3)

PREMIUM AUDIO SYSTEM UPGRADE

- AM/FM stereo, integrated
 - Touchscreen display interface
 - Controls on steering wheel
 - Remote units (bow & transom) – 2
- Speakers (7.7") – 3 pairs
- Tower speakers (7.7") – 1 pair
- Amplifier, 4-channel (1200W)
- Amplifier, 6-channel (1800W)
- Subwoofer (10")
- Subwoofer (12")
- Monoblock amplifier for subwoofers (2000W)
- Tweeters – 1 pair
- Bluetooth™
- Digital Signal Processing (DSP)

ESSENTIALS BUNDLE


- Cockpit & tonneau covers
- Fender clips, quick connect (6)
- Flagpole with base & U.S. flag
- Swim platform flooring, SeaDek® (glue-down)

LIGHTING BUNDLE

- LED color-changing & white accent lighting package
 - Lighting for bow & cockpit
 - Lighting for cup holders
 - Lighting for hardtop
 - Underwater thru-hull (2 lights)
- Lights, docking
- Sea Ray badge, illuminated (hull)
- Sea Ray logo light projected onto cockpit floor

COMFORT BUNDLE

Add a touch of luxury to your Sea Ray with stowable teak tables and filler cushions that convert the bow into an expansive sunpad.




Bow filler cushions



Teak bow tables

ENTERTAINMENT BUNDLE


Keep the fun going all day long with inductive charging stations and the next level in marine audio entertainment.



Premium audio system and inductive charging stations



Speakers, subwoofer, tweeters and inductive charging stations




Remote unit, bow speakers and subwoofer


ESSENTIALS BUNDLE

For a superior boating experience, elevate your Sea Ray with some of the most popular accessories requested by boaters.

Cockpit and tonneau covers



Quick connect fender clips




Flagpole with base and U.S. flag



SeaDek® swim platform flooring

LIGHTING BUNDLE

Transition from day to night during a sunset cruise or twilight excursion with illuminating features that enhance the ambience.



LED color-changing and white accent lighting package



Sea Ray logo light projection



Docking lights



Illuminated Sea Ray badge

LAYOUT



DECK / COCKPIT



CABIN

Seating configuration



CABIN

Sleeper configuration



AT SEA RAY, WE BELIEVE THAT RICHER MOMENTS ON THE
WATER LEAD TO A RICHER LIFE. THAT'S WHY EVERYTHING
WE DO IS DESIGNED TO MAKE EACH MOMENT EXCEPTIONAL.

12032025

© 2025 Sea Ray Boats | 800 South Gay Street, Suite 1500, Knoxville, TN 37929 | searay.com

Features, options and specifications are subject to change and may vary for different model years. Some accessories may not be available (a) as standard features or upgradeable options, or (b) when a boat is built for regions outside of North America and/or has CE certification. Confirm specifications and availability of features and options with an authorized Sea Ray dealer.

